

**indel**  
MARINE

2026



**isotherm**

***indel***  
MARINE

# WELCOME TO THE INDEL MARINE CATALOGUE

Because out there, where the land disappears, comfort is more than a luxury, it's a way of staying free, longer.



**indelB**  
Group

Indel Marine, based in Novafeltria, Italy, is a company fully owned by the Indel B Group, a global leader in refrigeration technology with over 50 years of experience across the automotive, hospitality, RV, domestic appliances and marine sectors.

Created to meet the unique needs of the marine industry, Indel Marine represents the evolution of a vision centered on innovation, performance, and onboard comfort.

The company's product portfolio includes built-in and portable refrigerators and freezers, wine cellars, water heaters, safes, and fully customized solutions, all engineered to enhance life at sea with maximum efficiency, reliability, and style. At the heart of our offering is Isotherm, a globally recognized brand known for its award-winning technology, refined design, and outstanding reliability.

Isotherm products are the preferred choice of leading boatbuilders worldwide and have become a benchmark in marine refrigeration. Backed by the technical expertise and industrial strength of Indel B, Indel Marine is fully dedicated to the challenges and demands of the marine environment.



The production lines in Novafeltria, Italy



Highly skilled workforce



High technology machinery

Our solutions are designed for those who see their boat as a second home—offering intuitive functionality, smart energy management, and enduring performance, even in the most demanding conditions. Thanks to an extensive global distribution and service network, Indel Marine guarantees comfort, performance, and support wherever you sail. Indel Marine is Italian technology for the sea—crafted with purpose, driven by innovation, and built to elevate the onboard experience.

# COMFORT, EFFICIENCY AND ITALIAN HIGH DESIGN

Combining aesthetics and performance, the Indel Marine line of marine refrigerators reflects a continuous journey of research, innovation, and respect for the sea.

Designed with purpose. Engineered for efficiency.



# Global service and support

## PROVIDING SERVICE ON THE SEVEN SEAS

Always with you, wherever your journey takes you.

Choosing an Isotherm refrigerator or cooling solution means trusting a product engineered to endure — through the toughest seas and the harshest conditions. But it's so much more than that. It means having access to a global service network, meticulously built over the years to provide unparalleled safety and support for those who live for the sea every single day.

### It's not just service. It's a network of trust

Our experts are trained, and our partnerships extend to distributors and service points in nearly every country worldwide. So, wherever you are — whether a remote harbor or a bustling marina — you will always find a knowledgeable, dependable point of contact. A global network by your side, designed to accompany, reassure, and support you. Always.

### Reliable products, service that truly matters

We know you probably won't ever need our service. Our products are built for durability, longevity, and resilience against time and salt. But if you do need us, we'll be there — ready and equipped with an extensive network and spare parts to keep you sailing smoothly. Because for us, service isn't optional. It's a commitment.

### Always up-to-date information

Find the nearest service center on our website — updated in real time — so you can always count on accurate, reliable information wherever your voyage leads.



# Q&A



## Power & Installation

*Will my Isotherm fridge work anywhere in the world?*  
Absolutely. All Isotherm AC/DC products operate seamlessly on global power standards — 12V and 24V DC, and AC voltages ranging from 80 to 260V, including 115V and 220V at both 50 and 60 Hz. Perfect for international navigation.

*How should I connect the fridge to my boat's electrical system?*  
The electronic unit must be connected directly to the battery or main switch, never reversing polarity. Use cables of the correct thickness for the distance, and a 20A DC breaker to safely cut power to the fridge.

*What happens if voltage drops below 11 volts?*  
Isotherm's electronics automatically shut off to protect your batteries and critical systems like bilge pumps — a built-in safety feature you can trust.



## Product Selection & Customization

*How do I choose the right fridge for my boat?*  
Measure your available space and explore our catalog. We offer drawer-style, front-opening, and top-opening refrigerators, remote compressors, stainless steel options, and customizable door panels. Plus, you can choose right- or left-hinged doors for a perfect fit.

*Can the compressor be installed separately?*  
Yes! Many models allow remote compressor placement — ideal when space for the fridge unit itself is limited.



## Efficiency & Consumption

*How much energy does an Isotherm fridge use?*  
For Cruise models, we provide precise consumption data. For custom refrigeration units, usage depends on insulation and compartment volume, but rest assured — all our solutions are designed to maximize efficiency.



## Maintenance & Cleaning

*How can I reduce energy consumption during my voyage?*  
Set the thermostat to minimum for long cruises, and avoid storing items close to expiration. This keeps your fridge running efficiently while minimizing odors.

*What's the best way to clean my fridge?*  
Use warm water and mild soap. Remove condensation regularly, and leave the door slightly ajar when the fridge is off to prevent mold. Before shutting down for extended periods, wait for complete defrosting.

We believe every detail shapes your journey.  
Isotherm brings together quality, functionality,  
and sophisticated design to create truly  
premium experiences at sea.

#### When every detail matters

At Isotherm, design isn't just about looks — it's about creating an experience that blends premium aesthetics, unmatched durability, and seamless integration into your boat's unique environment. Every detail is crafted to enhance your onboard experience, combining style, function, and resilience for those who demand the very best.

Isotherm: Excellence on every wave.




# PRODUCT OVERVIEW



## BUILT-IN CRUISE AND DRAWERS

### INOX CLEAN TOUCH (CT)



### INOX CLEAN TOUCH FROST-FREE (CT)



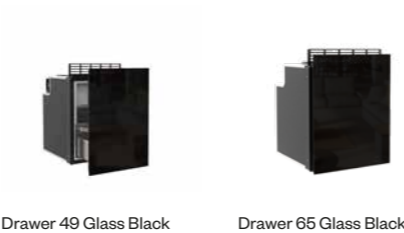
### COMBI INOX CLEAN TOUCH (CT)



### INOX



### GLASS BLACK



# Our extensive product range at a glance!



## BUILT-IN CRUISE AND DRAWERS

### ELEGANCE (BLACK & SILVER)



### CLASSIC TOTAL BLACK



### CLASSIC WHITE



### MINI BLACK (INOX PAINTED)



### MINI WHITE (INOX PAINTED)



### MINI SILVER (INOX PAINTED)



WINE CELLARS & COOLER

DIVINO



Wine Cooler  
Divino The One



Wine Cellar  
Divino 23



Wine Cellar  
Divino 35

ICE MAKERS

ICE-CLEAR



ICE-CLEAR AC  
Inox

ICE-WHITE



ICE-WHITE Hybrid AC/DC  
Water Tank Inox CT



ICE-WHITE AC  
Inox CT



ICE-WHITE AC Low Profile  
Inox CT



ICE-WHITE AC  
White Door



ICE-WHITE AC BI29  
White Door

TOP LOADERS

BUILT IN BOXES



BI 16



BI 29 Dual



BI 29 Dual Classic White



BI 30



BI 36



BI 40



BI 41 Dual



BI 53 F



BI 75



BI 92 Dual



BI 172 Dual

COOLING BOXES

TRAVEL BOXES



ITB 15



ITB 18



ITB 20



ITB 32



ITB 42



ITB 52

COOLING UNITS

SLIM-FIT



Air-cooled Slim-Fit

COMPACT



Air-cooled



Water-cooled SP



Water-cooled Magnum

SEC



Air-cooled



Water-cooled SP



Water-cooled Magnum



Air-cooled



Water-cooled SP



Water-cooled Magnum

ITC +



Air-cooled



Water-cooled SP



Water-cooled Magnum

HEATERS

WATER HEATERS



Inox



Slim (Inox)



Square (Inox)



SPA (PP)



Air Heater

AIR HEATERS

ON BOARD SAFES

SAFES



Safe 10



Safe 30



PRODUCT INDEX

BUILT-IN CRUISE AND DRAWERSp. 18

INOX CLEAN TOUCH (CT)p. 22

Cruise 42 Inox CT	p. 24
Cruise 49 Inox CT	p. 24
Cruise 65 Inox CT	p. 24
Cruise 85 Inox CT	p. 25
Cruise 130 Inox CT	p. 25
Cruise 130 Inox CT Speciale	p. 25
Cruise 130 Drink Inox CT	p. 26
Cruise 160 Drink Inox CT	p. 26
Cruise 200 Inox CT	p. 26
Cruise 63 F Inox CT (Freezer)	p. 27
Cruise 65 F Inox CT (Freezer)	p. 27
Cruise 90 F Inox CT (Freezer)	p. 27
Drawer 42 Inox CT	p. 28
Drawer 49 Inox CT	p. 28
Drawer 65 Inox CT	p. 28
Drawer 70 Inox CT	p. 29
Drawer 85 Inox CT	p. 29
Drawer 100 Inox CT	p. 30
Drawer 130 Inox CT	p. 30
Drawer 160 Inox CT Light	p. 31
Drawer 190 Inox CT	p. 31
Product data table CT	p. 32

INOX CLEAN TOUCH FROST-FREEp. 38

DRAWER 55 Freezer Frost-free Inox CT	p. 39
DRAWER 65 Frost-free Inox CT	p. 39
DRAWER 65 Drink Frost-free Inox CT	p. 39
Product data table Inox CT Frost-Free	p. 40

COMBI INOX CLEAN TOUCHp. 42

Cruise 195 Inox CT	p. 43
Cruise 220 Inox CT	p. 43
Cruise 260 Inox CT	p. 44
Cruise 320 Inox CT	p. 44
Product data table Combi Inox CT	p. 45

INOXp. 46

Cruise 36 Inox	p. 47
Drawer 105 Inox	p. 47
Product data table Inox	p. 48

GLASS BLACKp. 50

Drawer 49 Glass Black	p. 51
Drawer 65 Glass Black	p. 51
Product data table Glass Black	p. 52

ELEGANCE (BLACK & SILVER)p. 54

Cruise 42 EL (Black & Silver)	p. 58
Cruise 49 EL (Black & Silver)	p. 58
Cruise 65 EL (Black & Silver)	p. 58
Cruise 85 EL (Black & Silver)	p. 59
Cruise 115 EL (Silver)	p. 59
Cruise 130 EL (Black & Silver)	p. 59
Product data table Elegance (Black & Silver)	p. 60

CLASSIC TOTAL BLACKp. 62

Cruise 42 Classic TB	p. 64
Cruise 49 Classic TB	p. 64
Cruise 65 Classic TB	p. 64
Cruise 85 Classic TB	p. 65
Cruise 86 Classic TB	p. 65
Cruise 100 Classic TB	p. 65
Cruise 130 Classic TB	p. 66
Cruise 130 Drink Classic TB	p. 66
Cruise 200 Classic TB	p. 66
Cruise 226 Classic TB	p. 67
Cruise 63 F Classic TB (freezer)	p. 67
Cruise 65 F Classic TB (freezer)	p. 67
Cruise 90 F Classic TB (freezer)	p. 68
Product data table Classic TB	p. 70

CLASSIC WHITEp. 72

Cruise 36 White	p. 73
Cruise 40 Cubic White	p. 73
Product data table White	p. 74

MINI BLACK (INOX PAINTED)p. 76

Drawer 16 Black	p. 77
Drawer 30 Black	p. 77
Product data table Mini Black	p. 78

MINI WHITE (INOX PAINTED)p. 80

Drawer 16 White	p. 81
Drawer 30 White	p. 81
Product data table Mini White	p. 82

MINI SILVER (INOX PAINTED)p. 84

Drawer 16 Silver	p. 85
Drawer 30 Silver	p. 85
Product data table Mini Silver	p. 86

WINE CELLARS AND COOLERSp. 88

DIVINOp. 90

Wine Cooler Divino The One	p. 92
Wine Cellar Divino 23	p. 92
Wine Cellar Divino 35	p. 93
Product data table Divino	p. 94

ICE MAKERSp. 96

CLEAR ICEp. 98

ICE-CLEAR Inox	p. 99
----------------	-------

ICE-WHITEp. 100

ICE-WHITE Water Tank Hybrid AC/DC Inox CT	p. 101
ICE-WHITE AC Inox CT	p. 101
ICE-WHITE Low Profile AC Inox CT	p. 101
ICE-WHITE AC White Door	p. 102
ICE-WHITE BI29 AC White Door	p. 102
Product data table Ice-White	p. 103

TOP LOADERSp. 106

BUILT-IN BOXESp. 108

BI 16	p. 110
BI 29 Dual Classic White	p. 110
BI 29 Dual	p. 110
BI 30	p. 111
BI 36	p. 111
BI 40	p. 111
BI 41 Dual	p. 112
BI 53 F	p. 112
BI 75	p. 112
BI 92 Dual	p. 113
BI 172 Dual	p. 113
Product data table Top Loaders	p. 114

COOLING BOXESp. 120

TRAVEL BOXESp. 122

ITB 15	p. 124
ITB 18	p. 124
ITB 20	p. 124
ITB 32	p. 125
ITB 42	p. 125
ITB 52	p. 125
Product data table Travel Boxes	p. 126

COOLING UNITSp. 128

SLIM-FITp. 142

Air-cooled Slim-Fit	p. 142
---------------------	--------

COMPACTp. 144

Air-cooled	p. 144-151
Water-cooled SP	p. 152-153
Water-cooled Magnum	p. 154-156

ITC +p. 157

Air-cooled	p. 157
Water-cooled SP	p. 158
Water-cooled Magnum	p. 159

SECp. 144

Air-cooled	p. 144-151
Water-cooled SP	p. 152-153
Water-cooled Magnum	p. 154-156

ITCp. 144

Air-cooled	p. 144-151
Water-cooled SP	p. 152-153
Water-cooled Magnum	p. 154-156

HEATERSp. 164

WATER HEATERSp. 165

Inox	p. 165
Slim (Inox)	p. 165
Square (Inox)	p. 165
Spa (PP)	p. 165

AIR HEATERSp. 169

Air Heater	p. 169
------------	--------

SAFESp. 170

SAFESp. 171

Safe 10	p. 171
Safe 30	p. 171

# BUILT-IN CRUISE AND DRAWERS

## Designed for Life Onboard

Isotherm CRUISE and DRAWER units are more than just fridges or freezers. Offering consistent cooling performance even in rough seas, they operate quietly, consume minimal energy, and bring comfort, reliability, and style to every voyage.


Thanks to their built-in configuration, they are smart, space-efficient solutions that integrate seamlessly into any onboard layout—maximizing usable space without compromising accessibility or aesthetics.

## Compact Power, Maximum Performance

CRUISE refrigerators combine compact power with smart design, keeping your food fresh and your journey effortless.

## Elegance Meets Everyday Practicality

The DRAWER series adds a touch of elegance and flexibility, with smooth drawer operation that ensures easy access to food and drinks—even in motion. Seamlessly integrated into your onboard space, it transforms everyday convenience into a refined experience.



# BUILT-IN TECHNOLOGIES

## Integrated engineering, visible performance.

Our built-in solutions are designed to seamlessly fit the specific spaces and demands of the marine environment, ensuring reliability, durability, and ease of use. Every technical detail reflects decades of experience and careful engineering, aimed at delivering maximum performance, functionality, and refined aesthetics. Behind each choice lies a clear objective: making life on board simpler, more efficient, and more enjoyable.

### 1. THERMOSTATS

The core of temperature control, designed for every need.



#### 1.1 Mechanical Thermostat

Proven technology, tested worldwide for decades. The mechanical thermostat is a time-tested, highly reliable solution for temperature management. Its simplicity and ruggedness make it ideal for continuous use, even in demanding marine environments. Thanks to its long-standing global use, it offers outstanding serviceability anywhere in the world — any technician, in any country, knows how to work with it. A smart choice for those who value reliability and ease of support over time.



#### 1.2 Digital Thermostat with Eco-Mode

Advanced technology that blends design with sustainability. Our digital thermostat offers precise temperature control with a sleek, modern look. The built-in Eco-mode intelligently adjusts performance based on real usage, optimizing energy efficiency without compromising cooling quality. A refined, user-friendly solution that enhances both functionality and style on board.

### 2. INNOVATIVE FROST-FREE TECHNOLOGY

Freedom from ice, zero hassle.

Specifically developed for marine applications, our Frost-free system prevents ice build-up inside the fridge compartment. It improves food preservation while eliminating the need for manual defrosting, even in changing climate conditions. Controlled air circulation ensures consistent internal temperature, delivering maximum efficiency and convenience on every journey. More time to enjoy the sea — no maintenance interruptions.



### 3. BLUM GUIDES FOR DRAWERS

Smooth glide, solid feel.



We use Blum guides, a global benchmark for mechanical reliability and precision motion. These components ensure drawers open and close quietly, smoothly, and softly, even when exposed to vibrations and movement typical of marine environments. Every detail is engineered to deliver a premium, long-lasting user experience, combining functionality, comfort, and refined craftsmanship.

# INOX CLEAN TOUCH

## CRUISE AND DRAWER

Technology meets design for maximum marine durability.

For those who seek a sleek, professional look without compromising on performance, the Inox Clean Touch finish offers cutting-edge materials and design engineered for life at sea.

### Key features:

- Fingerprint-resistant stainless steel: stays cleaner, longer.
- Superior resistance to marine corrosion.
- Modern, high-end aesthetic with refined, elegant lines.
- Flush handle and 3-sided mounting flange with integrated ventilation system for total integration with onboard furniture.
- Deeper door for enhanced insulation: lower energy consumption, maximum efficiency.
- Integrated electronic thermostat with LED lighting: manage temperature, light, and error codes with a single touch.
- Fan-cooled built-in compressor.

### Available on:

- Single-door fridges and freezers
- Drawer units
- Combi models
- Side-by-Side units
- Ice Makers

Note: Drawer units are also available in untreated stainless steel.

### Overview:



Refrigerator



Freezer



Refrigerator & freezer



Refrigerator with freezer compartment



Ice Maker



#### NEW HANDLE features

- Coated Aluminium corrosion-resistant
- Increased room for fingers (taller, wider, deeper)
- Improved ergonomic opening

AVAILABLE WITHIN  
SUMMER 2026

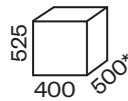


## CRUISE 42 Inox CT

The CRUISE 42 Inox Clean Touch offers 42 liters of storage with a 5-liter freezer compartment to keep your essentials fresh. It has an adjustable wire shelf according to needs thanks to the space designed within the cabinet, and two door shelves provide smart organization for bottles and supplies. The compressor unit on the back can be moved up to 1 meter. Also available with left-hand opening.



\* Depth only 400 mm when compressor is remote



### SPECIFICATIONS

Weight (Kg)	15
Gross volume (l)	42

### ITEM CODE

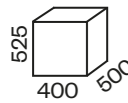
TO BE DEFINED

### DESCRIPTION

FRIDGE CRUISE INOX CLEAN TOUCH 42/V

## CRUISE 49 Inox CT

The CRUISE 49 Inox Clean Touch offers 49 liters of storage with a 5-liter freezer compartment to keep your essentials fresh. It has an adjustable wire shelf, according to needs thanks to the space designed within the cabinet, and two door shelves provide smart organization for bottles and supplies. Also available with left-hand opening.



### SPECIFICATIONS

Weight (Kg)	18
Gross volume (l)	49

### ITEM CODE

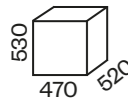
TO BE DEFINED

### DESCRIPTION

FRIDGE CRUISE INOX CLEAN TOUCH 49/V

## CRUISE 65 Inox CT

The CRUISE 65 Inox Clean Touch features a spacious 65 liters of storage, including a 5-liter freezer compartment. It has an adjustable wire shelf with a side-opening wire rack designed for bottle storage. It also includes two door shelves for easy organization. Available also with left-hand opening, it easily adapts to your boat's layout, ensuring practical and flexible use of space. Also available with left-hand opening.



### SPECIFICATIONS

Weight (Kg)	19
Gross volume (l)	65

### ITEM CODE

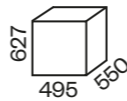
TO BE DEFINED

### DESCRIPTION

FRIDGE CRUISE INOX CLEAN TOUCH 65/V

## CRUISE 85 Inox CT

The CRUISE 85 Inox Clean Touch features a spacious 85 liters of total volume, with an 8-liter freezer compartment for extra capacity. It has two adjustable wire shelves featuring side-opening wire racks designed for bottle storage. It also includes two door shelves for easy organization. Also available with left-hand opening.



### SPECIFICATIONS

Weight (Kg)	24
Gross volume (l)	85

### ITEM CODE

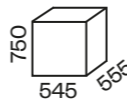
TO BE DEFINED

### DESCRIPTION

FRIDGE CRUISE INOX CLEAN TOUCH 85/V

## CRUISE 130 Inox CT

The CRUISE 130 Inox Clean Touch features a spacious 130 liters of total volume, with an 8-liter freezer compartment for extra capacity. It has two adjustable wire shelves featuring side-opening wire racks designed for bottle storage. It also includes three door shelves and a storage compartment. Also available with left-hand opening.



### SPECIFICATIONS

Weight (Kg)	29
Gross volume (l)	130

### ITEM CODE

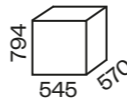
TO BE DEFINED

### DESCRIPTION

FRIDGE CRUISE INOX CLEAN TOUCH 130/V

## CRUISE 130 Inox CT Speciale

The CRUISE 130 Inox Clean Touch Speciale shares the same features as the CRUISE 130 Inox Clean Touch, but stands out for its exclusive flush mounting flange with integrated top grille. This unique design, combined with the dedicated air conveyor, allows complete rear-recess installation while ensuring safe and efficient ventilation, ideal for installation with limited airflow. At the bottom of the cabinet, a large bin includes a drainage system to manage moisture accumulated during use.



### SPECIFICATIONS

Weight (Kg)	31
Gross volume (l)	130

### ITEM CODE

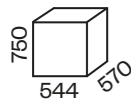
TO BE DEFINED

### DESCRIPTION

FRIDGE CRUISE INOX CLEAN TOUCH SPECIALE 130/V  
- FLANGE 3 SIDES + 4<sup>TH</sup> SIDE IN BOX

## CRUISE 130 Drink Inox CT

The CRUISE 130 Drink Inox Clean Touch is a full fridge with a spacious total volume of 130 liters, designed to maximize space for drink instead of freezer compartment. It has three adjustable wire shelves, two of which include side-opening wire racks designed for bottle storage. Three door shelves and a storage compartment provide ample storage space. Also available with left-hand opening.



### SPECIFICATIONS

Weight (Kg)	32
Gross volume (l)	130

### ITEM CODE

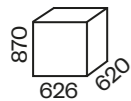
TO BE DEFINED

### DESCRIPTION

FRIDGE CRUISE DRINK INOX CLEAN TOUCH 130/V

## CRUISE 160 Drink Inox CT

The CRUISE 160 Drink Inox Clean Touch is a full fridge with a spacious total volume of 160 liters, designed to maximize space for drinks instead of freezer compartment. It has two adjustable wire shelves featuring side-opening wire racks designed for bottle storage. It also includes two door shelves and a storage compartment for easy organization. Having the same cut-out dimensions of the Drawer 160 Light Inox CT, it is ideal for a side-by-side application. Also available with left-hand opening.



### SPECIFICATIONS

Weight (Kg)	45
Gross volume (l)	160

### ITEM CODE

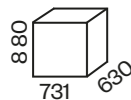
TO BE DEFINED

### DESCRIPTION

FRIDGE CRUISE DRINK INOX CLEAN TOUCH 160/V

## CRUISE 200 Inox CT

The Cruise 200 Inox Clean Touch is a combined fridge and freezer unit with two separate doors. One is for the fridge and one for the freezer, offering 50-liter volume on the freezer side. The fridge side has two adjustable wire shelves featuring side-opening wire racks designed for bottle storage and three door shelves plus two storage compartments. The freezer side includes three wire shelves and one storage compartments.



### SPECIFICATIONS

Weight (Kg)	48
Gross volume (l)	200

### ITEM CODE

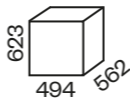
TO BE DEFINED

### DESCRIPTION

FRIDGE AND FREEZER CRUISE INOX CLEAN TOUCH 200/V

## CRUISE 63 Inox F CT (Freezer)

The Cruise 63 F Inox Clean Touch is a full freezer unit, designed for efficient, high-performance long-term freezing. It has two adjustable wire shelves featuring side-opening wire racks designed for bottle storage and a storage compartment, plus an ice cube tray on the top. With a 3-star freezer rating, it ensure reliable and consistent freezing performance.



### SPECIFICATIONS

Weight (Kg)	25
Gross volume (l)	63

### ITEM CODE

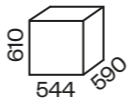
TO BE DEFINED

### DESCRIPTION

FREEZER CRUISE INOX CLEAN TOUCH 63/V

## CRUISE 65 Inox F CT (Freezer)

The Cruise 65 F Inox Clean Touch is a full freezer unit designed for efficient, high-performance long-term freezing. It has two adjustable wire shelves featuring side-opening wire racks designed for bottle storage plus an a storage compartment. With a 3-star freezer rating, it ensure reliable and consistent freezing performance.



### SPECIFICATIONS

Weight (Kg)	27
Gross volume (l)	65

### ITEM CODE

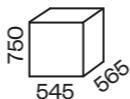
TO BE DEFINED

### DESCRIPTION

FREEZER CRUISE INOX CLEAN TOUCH 65/V

## CRUISE 90 Inox F CT (Freezer)

The Cruise 90 F Inox Clean Touch is a full freezer unit designed for efficient, high-performance long-term freezing. Featuring three compartments with hinged lids, it offers organized storage and easy access. Having the same cut-out dimensions of the CR130 Inox Clean Touch, it is ideal for a side-by-side application. Its 2-star freezer rating ensures consistent freezing performance while maximizing storage capacity.



### SPECIFICATIONS

Weight (Kg)	28
Gross volume (l)	90

### ITEM CODE

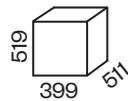
TO BE DEFINED

### DESCRIPTION

FREEZER CRUISE INOX CLEAN TOUCH 90/V

## DRAWER 42 Inox CT

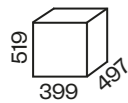
The Drawer 42 Inox Clean Touch is a drawer refrigerator solution with a freezer compartment, characterized by compact external dimensions. The Inox Clean Touch finish in stainless steel (togliere AISI 304) has an outstanding look and feel and a long-lasting clean effect. It will surprise you with its interior practicality, thanks to an easy-to-use thermostat with five integrated LED lights and a robust drawer mechanism. The BD Micro Secop compressor can be easily removed from cabinet's back up to 1 meter and its standard three-sided mounting flange ensures perfect onboard integration.



SPECIFICATIONS		ITEM CODE	DESCRIPTION
Weight (Kg)	18	TO BE DEFINED	DRAWER FRIDGE INOX CLEAN-TOUCH 42/V
Gross volume (l)	42		

## DRAWER 49 Inox CT

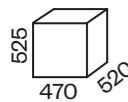
The Drawer 49 Inox Clean Touch is a space-saving drawer unit in stainless steel. The Inox Clean Touch feature (stainless steel which is specially treated to avoid fingerprints) will make your life easier, thanks to the perfect product fit as well as a long-lasting clean effect. The interior is designed to suit international cans and food packs, with a robust drawer mechanism. It is provided with an easy to use electronic thermostat, with five integrated LED lights. Completed with a large freezer compartment and a 3-sided mounting flange. Available with the CUSTOM PANEL door option.



SPECIFICATIONS		ITEM CODE	DESCRIPTION
Weight (Kg)	18	TO BE DEFINED	DRAWER FRIDGE INOX CLEAN-TOUCH 49/V
Gross volume (l)	49	TO BE DEFINED	DRAWER FRIDGE CUSTOM 49/V

## DRAWER 65 Inox CT

The Drawer 65 Inox Clean Touch Frost-free combines the well-known advantages of the premium Clean Touch stainless steel finish with an innovative interior concept of baskets, bottle racks and a large freezer compartment. Compact and performing, the Drawer 65 is also compatible with the new BD 1.4F VSD by SECOP 12/24V Micro compressor, provided as well with an innovative, easy-to-use electronic thermostat. A 3-sided mounting flange and the renewed CUSTOM PANEL door option make it easy to install and integrate into customer's furniture.



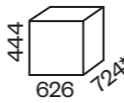
SPECIFICATIONS		ITEM CODE	DESCRIPTION
Weight (Kg)	21	TO BE DEFINED	DRAWER FRIDGE INOX CLEAN-TOUCH 65/V
Gross volume (l)	65	TO BE DEFINED	DRAWER FRIDGE CUSTOM 65/V

## DRAWER 70 Inox CT

The DR70 Inox Clean Touch is the premium front-opening drawer solution drawer solution with a stainless steel door especially treated to avoid fingerprints. This new material combines a state-of-the-art marine design with easy cleaning and maintenance of the refrigerator. It has a robust drawer mechanism, five blue LED lights and internal baskets, to offer great ease of use. The 3-sided mounting flange in stainless steel allows an easy recess in furniture. The compressor can be removed up to 1,1 meters. It is available in three different versions as fridge (DC), freezer (DC) and freezer with Ice Maker integrated (AC), all of them available with CUSTOM PANEL option.



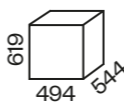
\*Depth only 610 mm when compressor is remote



SPECIFICATIONS		ITEM CODE	DESCRIPTION
Weight (Kg)	31	TO BE DEFINED	DRAWER FRIDGE INOX CLEAN-TOUCH 70/V
Gross volume (l)	70	TO BE DEFINED	DRAWER FREEZER INOX CLEAN-TOUCH 70/V
		TO BE DEFINED	DRAWER FREEZER WITH ICE-MAKER INTEGRATED 230V INOX CLEAN-TOUCH 70/V
		TO BE DEFINED	DRAWER FREEZER WITH ICE-MAKER INTEGRATED 115V INOX CLEAN-TOUCH 70/V

## DRAWER 85 Inox CT

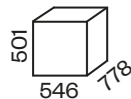
The Drawer 85 Inox Clean Touch is a drawer refrigeration solution with a gross volume of 85 liters, equipped with a large 15-liter freezer compartment. This premium product features a stainless steel door specially treated to prevent fingerprints, mounted on a robust drawer mechanism. A three-side stainless steel fixing flange, available as standard, allows easy fitting and excellent on-board integration. The new Secop compressor BDN45F "Nano" installed power grants a bigger and a more practical cabinet's interior, thanks to its compact size and high cooling efficiency. Inside it has a removable stainless steel basket to create additional storage space and an easy-to-use electronic thermostat with five integrated LED lights, for greater ease of use. AC/DC compatibility is granted through the use of the Isotherm Power Pack, available as optional as well as the bottom fixing flange and the custom panel door.



SPECIFICATIONS		ITEM CODE	DESCRIPTION
Weight (Kg)	23	TO BE DEFINED	DRAWER FRIDGE INOX CLEAN TOUCH 85/V
Gross volume (l)	88	TO BE DEFINED	DRAWER FRIDGE CUSTOM 85/V

## DRAWER 100 Inox CT

The Drawer 100 Inox Clean Touch is a large single door solution with the exclusive advantages of the anti-fingerprint stainless steel and of an unbeatable practicality and comfort in use. A robust drawer mechanism, a dedicated inner basket system and five blue LED lights make it ideal when great comfort is desired. The 3-sided mounting flange in stainless steel and its remote compressor options grant perfect on board integration. It is available in three different versions, as fridge (DC), freezer (DC) and freezer with Ice Maker integrated (AC). All versions are available with the CUSTOM PANEL door option.



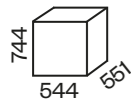
SPECIFICATIONS	
Weight (Kg)	32
Gross volume (l)	100

ITEM CODE	DESCRIPTION
TO BE DEFINED	DRAWER FRIDGE INOX CLEAN-TOUCH 100/V
TO BE DEFINED	DRAWER FRIDGE CUSTOM 100/V
TO BE DEFINED	DRAWER FREEZER INOX CLEAN-TOUCH 100/V
TO BE DEFINED	DRAWER FREEZER CUSTOM 100/V
TO BE DEFINED	DRAWER FREEZER WITH ICE-MAKER 230/V INOX CLEAN-TOUCH 100/V
TO BE DEFINED	DRAWER FREEZER WITH ICE-MAKER 115/V INOX CLEAN-TOUCH 100/V



## DRAWER 130 Inox CT

The Drawer 130 Inox Clean Touch is a 124-liter gross volume drawer refrigeration solution with a large 13-liter net internal freezer compartment. The Inox Clean Touch feature (AISI 304 stainless steel specially treated to prevent fingerprints) provides a long-lasting clean look and feel. Easy to integrate thanks to the three-sided stainless steel fixing flange, available as standard. The new Secop BDN45F „Nano“ compressor combines high cooling performance with low energy consumption thanks to an easy-to-use electronic thermostat with five built-in LED lights. It has a removable stainless steel basket to create additional storage space. AC/DC compatibility is granted through the use of the Isotherm Power Pack, available as optional as well as the bottom fixing flange and the custom panel door.



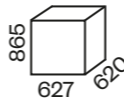
SPECIFICATIONS	
Weight (Kg)	27
Gross volume (l)	130

ITEM CODE	DESCRIPTION
TO BE DEFINED	DRAWER FRIDGE INOX CLEAN TOUCH 130/V
TO BE DEFINED	DRAWER FRIDGE CUSTOM 130/V



## DRAWER 160 Inox CT Light

The DR 160 Inox Clean Touch Light is an evolution of the successful DR160 Inox Combo. This unit operates on 12/24 V and is available in three versions: both drawers as fridges, both drawers as freezers or one drawer as a fridge and one drawer as a freezer. It is equipped with an inner light on fridge and fridge/freezer version while available as option the internal divider kit and the Isotherm Power Pack ready for AC/DC application. Available with the CUSTOM PANEL door option.



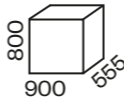
SPECIFICATIONS	
Weight (Kg)	43
Gross volume (l)	160

ITEM CODE	DESCRIPTION
TO BE DEFINED	FRIDGE DRAWER LIGHT INOX CLEAN TOUCH 160/V
TO BE DEFINED	FRIDGE AND FREEZER LIGHT INOX CLEAN TOUCH 160/V
TO BE DEFINED	FREEZER DRAWER LIGHT INOX CLEAN TOUCH 160/V



## DRAWER 190 Inox CT

The DR 190 Inox Clean Touch is a drawer refrigerator in stainless steel design with two separate drawers that offer convenient, adjustable interior equipment. It is equipped with a fan-cooled compressor mounted on the rear side and 3-sided mounting flange for flush mounting. Available with the CUSTOM PANEL door option.



SPECIFICATIONS	
Weight (Kg)	56
Gross volume (l)	190

ITEM CODE	DESCRIPTION
TO BE DEFINED	FRIDGE DRAWER INOX CLEAN TOUCH 190/V



PRODUCT DATA TABLE:

					
		CR 42 INOX CLEAN TOUCH	CR 49 INOX CLEAN TOUCH	CR 65 INOX CLEAN TOUCH	CR 85 INOX CLEAN TOUCH
Gross volume (l)	Fridge	37	44	60	77
	Freezer	5	5	5	8
Dimensions W x H x D (mm) (A - B)		380 x 525 x 455 <sup>(A)</sup>	380 x 525 x 452	450 x 530 x 473	475 x 627 x 505
Available with SEC and ITC		-	X	X	X
Weight (kg)		15	18	19	24
Power consumption (Wh/24h)		285	265	275	386
Compressor type		IB35C	IB35C	IB35C	IB35C
Freezer compartment specifications		❄ (-6 °C)	❄ (-6 °C)	❄ (-6 °C)	❄ (-6 °C)

						
		CR 130 INOX CLEAN TOUCH	CR 130 INOX CLEAN TOUCH SPECIALE	CR 130 DRINK INOX CLEAN TOUCH	CR 160 DRINK INOX CLEAN TOUCH	CR 200 INOX CLEAN TOUCH
Gross volume (l)	Fridge	122	122	130	160	150
	Freezer	8	8	-	-	50
Dimensions W x H x D (mm) (A - B)		545 x 750 x 555	545 x 794 x 585	544 x 750 x 570	626 x 870 x 620	731 x 880 x 630
Available with SEC and ITC		-	X	X	X	X
Weight (kg)		29	31	32	45	48
Power consumption (Wh/24h)		418	418	400	512	874
Compressor type		IB35C	IB35C	BD35F	BD50F	BD50F
Freezer compartment specifications		❄ (-6 °C)	❄ (-6 °C)	-	-	❄❄ (-12 °C)

(A) Depth decreases when remoting the compressor.  
(C) Available for fridge compartment only.  
For further details please refer to the master data table.

				
		CR 63 F INOX CLEAN TOUCH (FREEZER)	CR 65 F INOX CLEAN TOUCH (FREEZER)	CR 90 F INOX CLEAN TOUCH (FREEZER)
Gross Volume (l)		63	65	90
Dimensions W x H x D (mm) (A - B)		494 x 623 x 562	544 x 610 x 590	545 x 750 x 565
Weight (kg)		25	27	28
Power consumption (Wh/24h)		285	265	275
Compressor type		BD35F	BD35F	BD35F
Freezer compartment specifications		❄❄❄ (-18 °C)	❄❄❄ (-18 °C)	❄❄ (-12 °C)

PRODUCT DATA TABLE:



		DR 42 INOX CLEAN TOUCH		DR 49 INOX CLEAN TOUCH		DR 65 INOX CLEAN TOUCH		DR 70 INOX CLEAN TOUCH	
		Fridge		Freezer		Freezer Ice maker*		Freezer Ice Maker**	
Gross volume (l)	Fridge	34	41	54	70	-	-	-	
	Freezer	8	8	11	-	70	60	60	
						626 x 444 x 724			
						627 x 444 x 724			
						627 x 444 x 786 <sup>(A)</sup>			
						627 x 444 x 786 <sup>(A)</sup>			
Dimensions W x H x D (mm) (A - B)		399 x 519 x 511	399 x 519 x 497	470 x 525 x 520					
Weight (kg)		18	18	21	31	32	38	38	
Power consumption (Wh/24h)		333	305	324	295	800	1055	1380	
						BD35F			
						BD50F			
Compressor type		BD1.4F-VSD	BD1.4F-VSD	BD1.4F-VSD		TLES5.7FT.3			
						TLS4.5F			
						-			
						❄️❄️ (-12 °C)			
Freezer compartment specifications		❄️ (-6 °C)	❄️ (-6 °C)	❄️ (-6 °C)		❄️❄️ (-12 °C)			
						❄️❄️ (-12 °C)			
						❄️❄️ (-12 °C)			

\* Power supply 230V AC - 50Hz.  
\*\* Power supply 115V AC - 60Hz.  
(A) Depth decreases when remoting the compressor.  
For further details please refer to the master data table.



		DR 85 INOX CLEAN TOUCH		DR 100 INOX CLEAN TOUCH	
		Fridge		Freezer	
Gross volume (l)	Fridge	88	100	-	-
	Freezer	13	-	100	90
				546 x 501 x 778	
				546 x 501 x 778	
				546 x 501 x 840	
				546 x 501 x 840	
Dimensions W x H x D (mm) (A - B)		494 x 619 x 544			
Weight (kg)		25	31	33	39
Power consumption (Wh/24h)		300	295	800	1055
				BD35F	
				BD50F	
Compressor type		BDN45F		TLES5.7FT.3	
				TLS4.5F	
				-	
				❄️❄️ (-12 °C)	
Freezer compartment specifications		❄️❄️ (-12 °C)		❄️❄️ (-12 °C)	
				❄️❄️ (-12 °C)	
				❄️❄️ (-12 °C)	

\* Power supply 230V AC - 50Hz.  
\*\* Power supply 115V AC - 60Hz.  
(A) Depth decreases when remoting the compressor.  
For further details please refer to the master data table.

PRODUCT DATA TABLE:



DR 130 INOX  
CLEAN TOUCH



DR 160 LIGHT INOX  
CLEAN TOUCH



DR 190 INOX  
CLEAN TOUCH

		Fridge		Freezer	
Gross volume (l)	Fridge	115	160	-	190
	Freezer	15	-	160	-
Dimensions W x H x D (mm) (A - B)		544 x 744 x 551	627 x 865 x 620		900 x 800 x 555
			627 x 865 x 620		
Weight (kg)	27	43	45	56	
Power consumption (Wh/24h)	N/A	530	1097	700	
Compressor type	BDN45F	BD50F		BD50F	
		BD80F			
Freezer compartment specifications	❄️ (-6°C)	-		-	
		❄️❄️ (-12°C)			

\* Power supply 230V AC - 50Hz.  
\*\* Power supply 115V AC - 60Hz.  
(A) Depth decreases when remoting the compressor.  
For further details please refer to the master data table.



# INOX CLEAN TOUCH FROST FREE

## DRAWER

No ice. Less energy. More comfort.

The Frost-Free system prevents ice build-up inside the freezer. This means: No more manual defrosting. Lower energy consumption. Faster and more stable cooling. Without ice blocking the cooling surfaces, the system runs more efficiently and quietly. Less maintenance. More onboard comfort. A smart solution for those who demand high performance with zero hassle, even at sea.

### Overview:



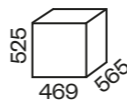
Refrigerator



Freezer

## DRAWER 55 Inox CT Frost-free (Freezer)

The DR 55 Inox Clean Touch Frost-free freezer is a 55-liters capacity stainless steel front-opening drawer freezer. This model combines innovative stainless steel design with the most modern technology such as automatic defrost, bringing the comfort of home on board. The DR 55 F is equipped with an internal fan for constant temperature control and a sequence of five LED lights for blue internal light. Available with the CUSTOM PANEL door option.

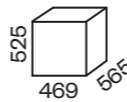


SPECIFICATIONS	
Weight (Kg)	27
Gross volume (l)	55

ITEM CODE	DESCRIPTION
TO BE DEFINED	FREEZER DRAWER INOX CLEAN TOUCH FROST FREE 55/V

## DRAWER 65 Inox CT Frost-free

The DR 65 Inox Clean Touch Frost-free is a space-saving, front-opening drawer, providing a volume of 65 liters with bins and bottle racks. It is the ideal solution for a side-by-side installation with the DR 55 Inox freezer. It combines the modern technology with automatic defrost which allows the comfort of home on board. For a constant temperature control, an internal fan is mounted. A sequence of five LED lights provides blue internal light. Available with the CUSTOM PANEL door option.

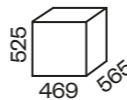


SPECIFICATIONS	
Weight (Kg)	26
Gross volume (l)	65

ITEM CODE	DESCRIPTION
TO BE DEFINED	FRIDGE DRAWER INOX CLEAN TOUCH FROST FREE 65/V

## DRAWER 65 Inox CT Drink Frost-free

The Drawer 65 Inox Clean Touch Frost-free Drink is an exclusive front-opening drawer solution designed to offer spacious on board storage for drinks and beverage. The Frost free technology with its ventilated evaporator ensure perfect cold air circulation in the cabinet, keeping drinks always at the right temperature. It is equipped with a sequence of five blue LED lights with a 4-sided mounting flange not-installed in box included.



SPECIFICATIONS	
Weight (Kg)	29
Gross volume (l)	65

ITEM CODE	DESCRIPTION
TO BE DEFINED	FRIDGE DRAWER INOX CT FROST FREE 65/V - 4 <sup>TH</sup> SIDE IN BOX DRINK VERSION

PRODUCT DATA TABLE:

				
		DR 55 INOX CLEAN TOUCH FROST-FREE (FREEZER)	DR 65 INOX CLEAN TOUCH FROST-FREE	DR 65 INOX CLEAN TOUCH DRINK FROST-FREE
Gross Volume (l)	Fridge	-	65	65
	Freezer	55	-	-
Dimensions W x H x D (mm) (A - B)		469 x 525 x 565	469 x 525 x 565	469 x 525 x 565
Weight (kg)		27	26	27
Power consumption (Wh/24h)		741	310	310
Compressor type		BD35F	BD35F	BD35F
Freezer compartment specifications		❄❄ (-12 °C)	-	-

\* Power supply 230V AC - 50Hz.  
\*\* Power supply 115V AC - 60Hz.  
(A) Depth decreases when remoting the compressor.  
For further details please refer to the master data table.



# COMBI INOX CLEAN TOUCH

## CRUISE

### Overview:



Refrigerator



Freezer



Ice Maker



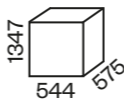
Refrigerator with  
freezer compartment

BUILT-IN CRUISE AND DRAWERS

## CRUISE 195 Combi Inox CT

The CR 195\* Inox is a two-door fridge-freezer solution combining a CR 130 refrigerator and a 65-liters freezer. The refrigerator comes with interior light and a vegetable bin. CR195 Inox is equipped with two fan-cooled compressors, separate thermostats for the fridge and freezer sections and is delivered with a flush mounting flange.

\*Available also with classic total black doors



### SPECIFICATIONS

Weight (Kg)	54
Gross volume (l)	130+65

### ITEM CODE

TO BE DEFINED

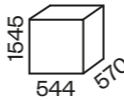
### DESCRIPTION

FRIDGE AND FREEZER CRUISE COMBI INOX CT 195/V

## CRUISE 220 Combi Inox CT

The CR 220\* Inox is a two door fridge-freezer solution in stainless steel, combining a CR 130 fridge on top of a CR 90-liters freezer. Equipped with two fan-cooled compressors with separate thermostats, this combination grants maximum cooling performance. An elegant flush flange is provided, with inner ventilation grilles to easier condenser's cool down process.

\*Available also with classic total black door



### SPECIFICATIONS

Weight (Kg)	61
Gross volume (l)	130+90

### ITEM CODE

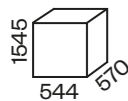
TO BE DEFINED

### DESCRIPTION

FRIDGE AND FREEZER CRUISE COMBI INOX CT 220/V

## CRUISE 260 Combi Inox CT

The CR 260 Inox is a spacious fridge-fridge solution designed for big vessels. A CR 130 drink refrigerator is positioned on the top, with a practical Drawer 130-liter fridge unit at the bottom. The hybrid combinations of front opening door and the bottom drawer concept gives the CR 260 a stylish and practical impression. The Drawer 130 it is provided with a drawer mechanism with a freezer compartment included. It can be delivered with an optional 4th side flange with off-shore lock included.



### SPECIFICATIONS

Weight (Kg)	64
Gross volume (l)	130+130

### ITEM CODE

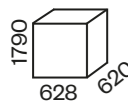
TO BE DEFINED

### DESCRIPTION

FRIDGE CRUISE COMBI INOX CT 260/V

## CRUISE 320 Combi Inox CT

The CR 320 Inox is a hybrid modular unit which combines a large capacity of liters with a practical and elegant appearance. The Cruise 160 Drink is positioned on the top while a double drawer unit is located at the bottom. As per current configuration possibilities, DR 160 Inox can be supplied in tree versions: both drawers as a fridge, both drawers as a freezer, one drawer fridge and the other freezer.



### SPECIFICATIONS

Weight (Kg)	85
Gross volume (l)	160+160

### ITEM CODE

TO BE DEFINED

### DESCRIPTION

TO BE DEFINED	FRIDGE, FRIDGE AND FRIDGE CRUISE COMBI INOX CT320/V
TO BE DEFINED	FRIDGE, FRIDGE AND FREEZER CRUISE COMBI INOX CT 320/V
TO BE DEFINED	FRIDGE, FREEZER AND FREEZER CRUISE COMBI INOX CT 320/V

## PRODUCT DATA TABLE:

		CR 195 COMBI INOX CLEAN TOUCH	CR 220 COMBI INOX CLEAN TOUCH	CR 260 COMBI INOX CLEAN TOUCH	CR 320 COMBI INOX CLEAN TOUCH
Gross volume (l)	Fridge	130	130	244	
	Freezer	65	90	16	
Dimensions W x H x D (mm) (A - B)		544 x 1347 x 575	544 x 1545 x 570	544 x 1545 x 570	628 x 1790 x 620
Available with SEC and ITC		X <sup>(C)</sup>	X <sup>(C)</sup>	X	X <sup>(C)</sup>
Weight (kg)		54	61	64	84
Power consumption (Wh/24h)		840	1070	836	1042 1147 1609
Compressor type		2 x BD35F	2 x BD35F	2 x BD35F	2 x BD50F
					BD50F + BD80F
					BD50F + BD80F
Freezer compartment specifications		❄️ (-18 °C)	❄️ (-18 °C)	❄️ (-6 °C)	- ❄️ ❄️ ❄️ (-6 °C) -12 °C)

(A) Depth decreases when remoting the compressor.

(C) Available for fridge compartment only.

For further details please refer to the master data table.

CRUISE AND DRAWER

Overview:



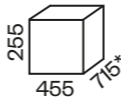
Refrigerator

CRUISE 36 Inox

The CR 36 Inox is a built-in drawer fridge with a unique design. Thanks to its compact size, the CR 36 Inox can be installed where no other fridge might fit. The compressor can be removed up to 1,20 meters. The Inox model comes with a four side flush mounting flange as standard.

\* Depth only 585 mm when compressor is remote

For application in open deck areas we recommend the use of the FULL INOX version, with cabinet's body in stainless steel.

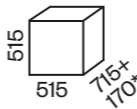


SPECIFICATIONS		ITEM CODE	DESCRIPTION
Weight (Kg)	17	1036BA1EK0000	FRIDGE CRUISE INOX 36/V
Gross volume (l)	36	1036BA1EK0012	FRIDGE CRUISE INOX 36/V FULL INOX

DRAWER 105 Inox

The DR 105 Inox drawer fridge gives opportunities for installations where a normal refrigerator would not fit. It can be installed as the main galley fridge, as a cockpit bar or even on the fly-bridge. The front panel is available in stainless steel or as a raw foamed drawer front with the option of mounting individual wooden front panels in line with the interior design of the boat. The compressor can be remoted up to 1,5 meters.

\* DR105 sold already with remote compressor



SPECIFICATIONS		ITEM CODE	DESCRIPTION
Weight (Kg)	28	3105BA2C00006	DRAWER FRIDGE INOX FRONT INOX 105/V - REMOTE
Gross volume (l)	105		UNIT 2m X-COUPPLINGS

PRODUCT DATA TABLE:



CRUISE 36 INOX



DRAWER 105 INOX

Gross volume (l)	Fridge	36	105
	Freezer	-	-
Dimensions W x H x D (mm) (A - B)		455 x 255 x 715 <sup>(A)</sup>	515 x 515 x 575+170
Weight (kg)		17	28
Power consumption (Wh/24h)		300	480
Compressor type		BD35F	BD35F
Freezer compartment specifications		-	-

(A) Depth decreases when remoting the compressor.  
(C) Available for fridge compartment only.  
For further details please refer to the master data table.



# GLASS BLACK

## DRAWER

Reflections of elegance and contemporary design.

If you're after a bold visual statement, Glass Black delivers stunning aesthetics without sacrificing practicality.

### Key features:

- Glossy black mirrored glass for a refined and spacious feel.
- Fully flush installation with no visible flanges.
- Integrated front ventilation and recessed opening system for a clean, streamlined look.
- Perfectly suited to modern interiors with a touch of luxury.

### Available on:

Drawer fridge with freezer

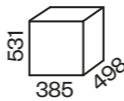
### Overview:



BUILT-IN CRUISE AND DRAWERS

## DRAWER 49 Glass Black

The DR 49 Glass Black is a space-saving, front-opening DRAWER of 49 liters volume. Its look is characterized by a minimalist and modern black-glass door front, a freezer compartment, and an easy-to-use electronic thermostat. Flush-mount installation. 12/24V Secop compressor.

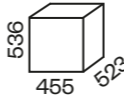



SPECIFICATIONS	
Weight (Kg)	19
Gross volume (l)	49

ITEM CODE	DESCRIPTION
2CIC049N1D09B0PAE68	DRAWER FRIDGE GLASS BLACK 49/V (DRAWER 49 2.0)

## DRAWER 65 Glass Black

The DR 65 Glass Black is a space-saving, front-opening DRAWER of 65 liters volume. Its look is characterized by a minimalist and modern black-glass door front, a freezer compartment, and an easy-to-use electronic thermostat. Flush-mount installation. 12/24V Secop compressor.



SPECIFICATIONS	
Weight (Kg)	22
Gross volume (l)	65

ITEM CODE	DESCRIPTION
2CIC065N1D09B0PAE68	DRAWER FRIDGE GLASS BLACK 65/V (Drawer 65 2.0)



DURING SPRING 2026,  
ALSO AVAILABLE IN  
WHITE GLASS VERSION

ITEM CODE	DESCRIPTION
2CIC049N1D08B0PAE68	DRAWER FRIDGE GLASS WHITE 49/V (Drawer 49 2.0)
2CIC065N1D08B0PAE68	DRAWER FRIDGE GLASS WHITE 65/V (Drawer 65 2.0)

PRODUCT DATA TABLE:



DRAWER 49  
GLASS BLACK



DRAWER 65  
GLASS BLACK

Gross volume (l)	Fridge	16	30
	Freezer	16	8
Dimensions W x H x D (mm) (A - B)		380 x 250 x 540 <sup>(A)</sup>	440 x 260 x 700 <sup>(A)</sup>
Gross volume (l)	Fridge	X	X
	Freezer	X	X
Weight (kg)		13	17
Power consumption (Wh/24h)		252	244
Compressor type		BD1.4F-FSD	BD1.4F-FSD
Freezer compartment specifications		❄️ (-6 °C)	❄️ (-6 °C)

AVAILABLE IN WHITE  
GLASS VERSION  
STARTING SPRING 2026



# ELEGANCE

## CRUISE (Silver and Black)

Designing and manufacturing high-quality, energy-efficient marine refrigeration systems—exclusively for sailing yachts and motor cruisers—is our calling card. The CRUISE Elegance Marine refrigerators are available in six sizes ranging from 42 liters to 130 liters in capacity. Infinite design opportunities such as customizable door panels and handles meet customers' expectations which results in a completely in line interior boat design.

## The ultimate combination of style and technology!

6 volumes: 42, 49, 65, 85, 115, 130 liters



## Overview:



Refrigerator with freezer compartment

BUILT-IN CRUISE AND DRAWERS

## Vent-lock system

Thanks to an invisible mechanism featuring a simple sliding mechanism, CRUISE Elegance fridges can be switched to ventilation mode. The door remains slightly open when the fridge is switched off.



## Easy-fix installation solution

The cabinet can be directly installed from inside the fridge thanks to the easy-fix installation system. The external flange is no longer

needed. An innovative internal bushing structure prevents the crushing of the insulated side wall.



## Product highlights:

- A new handle designed to open large-sized doors from the middle
- Easy and quick customizable door panels and handles
- A wide choice available from our stock – special requests can also be processed. (> 300 options)
- Branding/logo on handle can be added on request.

# ELEGANCE

## Timeless Design, Beyond Standards

To meet the most common onboard design needs, Indel Marine offers two elegant standard finishes, always available:



Silver Elegance – A clean, modern look that pairs beautifully with light or neutral interior palettes.



Black Elegance – A bold, sophisticated choice for contemporary or darker cabin designs.

Enjoy endless tailor-made options:  
Isotherm ensures your refrigeration solution fits seamlessly into your unique onboard environment.



White



Black



Teak



Wengè



White Oak

Fully customized design available on request.  
For any inquiries about the availability of finishes, also regarding Cruise Classic version, please contact our Customer Care directly.

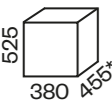


## CRUISE 42 EL

The OR 42 EL is the smallest fridge in the CRUISE Elegance line. The fridge has a new inner lining with one adjustable shelf and two door-shelf bins, as well as a 5-liter freezer compartment with a magnetic steel evaporator door.

The compressor, installed at the back of the cabinet, can be removed up to 1 meter away.

\* Depth only 350 mm when compressor is remote - 50 mm door's thickness not included



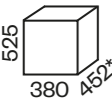
SPECIFICATIONS	
Weight (Kg)	14
Gross volume (l)	42

ITEM CODE	DESCRIPTION
HCCR042N1J15J0NNE00	FRIDGE CRUISE ELEGANCE SILVER 42/V
HCCR042N1I03J0NNE00	FRIDGE CRUISE ELEGANCE BLACK 42/V

## CRUISE 49 EL

The OR 49 EL has a new inner lining with one adjustable shelf and two door-shelf bins as well as a 5-liter freezer compartment with a magnetic steel evaporator door.

\* 50 mm door's thickness not included



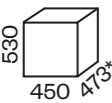
SPECIFICATIONS	
Weight (Kg)	17
Gross volume (l)	49

ITEM CODE	DESCRIPTION
HCCR049N1J15J0NNE00	FRIDGE CRUISE ELEGANCE SILVER 49/V
HCCR049N1I03J0NNE00	FRIDGE CRUISE ELEGANCE BLACK 49/V

## CRUISE 65 EL

The OR 65 EL fridge is based on the same inner lining as the OR 49 EL, which includes one adjustable shelf and two door-shelf bins. It also has a 5-liter freezer compartment. It features a magnetic stainless steel evaporator door.

\* 50 mm door's thickness not included



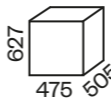
SPECIFICATIONS	
Weight (Kg)	18
Gross volume (l)	65

ITEM CODE	DESCRIPTION
HCCR065N1J15J0NNE00	FRIDGE CRUISE ELEGANCE SILVER 65/V
HCCR065N1I03J0NNE00	FRIDGE CRUISE ELEGANCE BLACK 65/V

## CRUISE 85 EL

The CR 85 EL offers the customer an 8-liter freezer compartment, two adjustable shelves and two-door shelf bins. It is set up for Isotherm Smart Energy Control, like all other CRUISE Elegance fridges. It features a magnetic stainless steel evaporator door.

\* 50 mm door's thickness not included



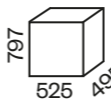
SPECIFICATIONS	
Weight (Kg)	22
Gross volume (l)	85

ITEM CODE	DESCRIPTION
HCCR085N1J15J0NNE00	FRIDGE CRUISE ELEGANCE SILVER 85/V
HCCR085N1J15J0NNE00	FRIDGE CRUISE ELEGANCE BLACK 85/V

## CRUISE 115 EL

The CR 115 EL offers 83 liters for refrigeration and 32 liters for freezing. The full-width freezer compartment allows ample storage space, holding up to four pizza boxes. Equipped with a modern LED control panel flush-mounted in the cabinet, it allows for easy operation, precise temperature adjustments, and quick error code identification. Its ECO function and overcooling mode store cold energy in food and beverages, ensuring extra power availability when needed. Thanks to extra-thick insulation, the CR 115 EL ensures extremely low energy consumption (167 W).

\* 50 mm door's thickness not included



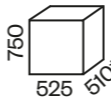
SPECIFICATIONS	
Weight (Kg)	29
Gross volume (l)	115

ITEM CODE	DESCRIPTION
F115RSAAS11111AA	FRIDGE CRUISE ELEGANCE SILVER 115/V

## CRUISE 130 EL

The CR 130 EL has a an 8-liter freezer compartment, two adjustable shelves and three retainers inside the door. It is equipped with a vegetable bin covered by two glass shelves. It features a magnetic stainless steel evaporator door.

\* 50 mm door's thickness not included



SPECIFICATIONS	
Weight (Kg)	27
Gross volume (l)	130

ITEM CODE	DESCRIPTION
HCCR130N1J15J0NNE00	FRIDGE CRUISE ELEGANCE SILVER 130/V
HCCR130N1I03J0NNE00	FRIDGE CRUISE ELEGANCE BLACK 130/V

PRODUCT DATA TABLE:

BLACK							
SILVER							
		CRUISE 42 EL	CRUISE 49 EL	CRUISE 65 EL	CRUISE 85 EL	CRUISE 115 EL	CRUISE 130 EL
Gross volume (l)	Fridge	37	44	60	77	83	122
	Freezer	5	5	5	8	32	8
Dimensions W x H x D (mm) (A - B)		380 x 525 x 455 <sup>(A) (B)</sup>	380 x 525 x 452 <sup>(B)</sup>	450 x 530 x 473 <sup>(B)</sup>	475 x 627 x 505 <sup>(B)</sup>	525 x 797 x 495 <sup>(B)</sup>	525 x 750 x 510 <sup>(B)</sup>
Weight (kg)		14	17	18	22	29	27
Power consumption (Wh/24h)		285	265	275	368	257	418
Compressor type		IB35C	IB35C	IB35C	IB35C	BD35F	IB35C
Freezer compartment specifications		✱ (-6)	✱ (-6)	✱ (-6)	✱ (-6)	✱ (-6)	✱ (-6)

(A) Depth decreases when remoting the compressor.  
(B) Door thickness not included. For further details please refer to the master data table.



# CLASSIC TOTAL BLACK

CRUISE

Everyday reliability with timeless appeal.

A robust, versatile line designed for those who value practicality, clean design, and long-lasting performance.

## Key features:

- Durable matte black finish.
- Ergonomic handles for effortless daily use.
- Built-in Winter Vent-Lock system.
- Easy installation and high corrosion resistance.
- Range available from 42 to 226 liters

## Available on:

- Single-door fridges
- Single and double-door fridges with freezer
- Single-door freezers

## Overview:



Refrigerator



Freezer



Refrigerator & freezer



Refrigerator with freezer compartment

The CRUISE Classic Total Black refrigerators are available from 42 liters to 226 liters and provide various customizable options.

Extremely robust yet practical in use:



Cruise Isotherm refrigerators are true compressor refrigerators with performance comparable to the fridge in your home. Cruise fridges are designed for safe food temperature storage while you travel. The Cruise range is equipped with the easy-fix rapid installation mounting system. A new-look contemporary design handle, both functional and practical, combines new inox internal details. The energy aspect has also been improved thanks to the optimization of the refrigeration system to reduce consumption, while maintaining high and constant operating performance.

## Common Product Features:

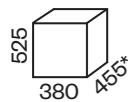
- Freezer compartment (not on Drink versions)
- Equipped with interior LED light
- Installation flange (optional)
- One piece inner lining of high density food-grade plastic with rounded corners for easy cleaning
- Very low power consumption
- 12 / 24 V Secop compressor
- Door with a safety lock and magnetic rubber seal
- Right hand or left hand side opening is possible\*
- Constructed of corrosion resistant materials



## CRUISE 42 Classic Total Black

The CR 42 Classic Total Black is a refrigerator with a total volume of 42 liters, with a 5-liter freezer compartment. The compressor unit on the back can be easily removed and mounted up to 1 meter away. It can store bottles both in vertical and horizontal position. Interior LED light as standard. Mounting frame available as an option.

\* 60 mm door's thickness not included



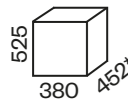
SPECIFICATIONS	
Weight (Kg)	14
Gross volume (l)	42

ITEM CODE	DESCRIPTION
HCCR042NIP02W0NNB00	FRIDGE CRUISE CLASSIC TOTAL BLACK 42/V



## CRUISE 49 Classic Total Black

The CR 49 Classic Total Black is a refrigerator with a total volume of 49 liters, with a 5-liter freezer compartment. It is equipped with a built-in compressor giving improved inside dimensions for standing and laying PET bottles. Interior LED light as standard. Mounting frame available as an option.



SPECIFICATIONS	
Weight (Kg)	17
Gross volume (l)	49

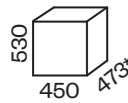
ITEM CODE	DESCRIPTION
HCCR049NIP02W0NNB00	FRIDGE CRUISE CLASSIC TOTAL BLACK 49/V



## CRUISE 65 Classic Total Black

The CR 65 Classic Total Black is a refrigerator with a total volume of 65 liters, with a 5-liter freezer compartment. It is equipped with a built-in compressor. It can store bottles both in vertical and horizontal position. Interior LED light as standard. Mounting frame available as an option.

\* 60 mm door's thickness not included



SPECIFICATIONS	
Weight (Kg)	18
Gross volume (l)	65

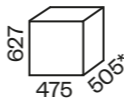
ITEM CODE	DESCRIPTION
HCCR065NIP02W0NNB00	FRIDGE CRUISE CLASSIC TOTAL BLACK 65/V



## CRUISE 85 Classic Total Black

The CR 85 Classic Total Black is a refrigerator with a total volume of 85 liters, with a 8-liter freezer compartment. It is equipped with a built-in compressor. It can store bottles both in vertical and horizontal position. Two adjustable shelves. Interior LED light as standard. Mounting frame available as an option.

\* 60 mm door's thickness not included



SPECIFICATIONS	
Weight (Kg)	22
Gross volume (l)	85

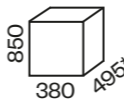
ITEM CODE	DESCRIPTION
HCCR085NIP02W0NNB00	FRIDGE CRUISE CLASSIC TOTAL BLACK 85/V



## CRUISE 86 Classic Total Black

The CR 86 Classic Total Black is a refrigeration solution of 86 liters gross volume, equipped with a 5-liter freezer compartment. It stands out for the reliable BD Micro compressor technology, that contributes to its low weight of 22 kg and to a low energy consumption of 0,499 kW/24h. Its 'slim line design" makes possible applications in narrow spaces, with the easiness of an optional modular mounting flange.

\*60 mm door's thickness not included



SPECIFICATIONS	
Weight (Kg)	22
Gross volume (l)	86

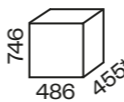
ITEM CODE	DESCRIPTION
C086RBTN11111AA	FRIDGE CRUISE CLASSIC TOTAL BLACK 86/V



## CRUISE 100 Classic Total Black

The CR 100 Classic Total Black is a refrigeration solution of 100 liters gross volume, equipped with a 6-liter freezer compartment. It is characterized by air ducts and a ventilated compressor that enables circulation even in tight installations. Additional mounting flanges available as an option.

\* 60 mm door's thickness not included



SPECIFICATIONS	
Weight (Kg)	23
Gross volume (l)	100

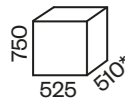
ITEM CODE	DESCRIPTION
C100RGATN11111AA	FRIDGE CRUISE CLASSIC TOTAL BLACK 100/V



## CRUISE 130 Classic Total Black

The CR 130 Classic Total Black is a refrigerator providing a total volume of 130 liters, with a 8-liter freezer compartment. Three shelves and a crisper at the bottom. It is equipped with LED inner light and a fan cooled compressor. Mounting frame available as an option.

\*60 mm door's thickness not included



### SPECIFICATIONS

Weight (Kg)	27
Gross volume (l)	130

### ITEM CODE

C130RBATN11111AA

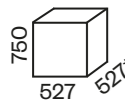
### DESCRIPTION

FRIDGE CRUISE CLASSIC TOTAL BLACK 130/V

## CRUISE 130\*\* Drink Classic Total Black

The CR 130 Drink Classic Total Black is a special version of the CR 130 that offers the customer to have extra space for drinks instead of a freezer compartment. It is equipped with an interior light and a fan that allows cold air to circulate in the fridge. Wine bottle racks are available as an option.

\* 60 mm door's thickness not included



### SPECIFICATIONS

Weight (Kg)	27
Gross volume (l)	130

### ITEM CODE

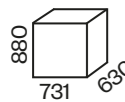
C130RBATN12111AA

### DESCRIPTION

FRIDGE CRUISE DRINK CLASSIC TOTAL BLACK 130/V

## CRUISE 200 Classic Total Black

The CR 200 Classic Total Black is a new, elegant fridge-freezer with a modern design, developed to offer ample on-board storage for fresh and frozen foods. It is designed for easy installation under the work surface. The CR 200 Total Black is divided into a 150-liter fridge compartment and a 50-liter freezer compartment.



### SPECIFICATIONS

Weight (Kg)	48
Gross volume (l)	200

### ITEM CODE

C200SBATN14111AA

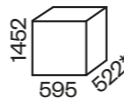
### DESCRIPTION

FRIDGE AND FREEZER CRUISE CLASSIC TOTAL BLACK 200/V

## CRUISE 226 Classic Total Black

The CR 226 Classic Total Black is a black modern design two-door fridge-freezer solution with a total gross volume of 226 liters (180 liters fridge and 46 liters freezer). It features an easy to clean white composite interior with blue LED lighting and digital display. Silent compressor with low power consumption, thick wall insulation, reversible door swing, 4 adjustable shelves and a crisper at the bottom. Easy-fix installation system. Standard 3 side proud-mounting fixing flange.

\* 60 mm door's thickness not included



### SPECIFICATIONS

Weight (Kg)	52
Gross volume (l)	226

### ITEM CODE

C226RBUBN14111AA

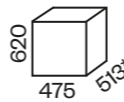
### DESCRIPTION

FRIDGE CRUISE CLASSIC TOTAL BLACK 226/V

## CRUISE 63 Classic Total Black (Freezer)

The CR 63 Classic Total Black Freezer can be perfectly installed side by side to the CR 85 Fridge version as they have the same outside dimensions. CR 63 F is equipped with two shelves and a bin at the bottom. It has a corner-mounted compressor and the evaporator piping is integrated in the walls.

\* 60 mm door's thickness not included



### SPECIFICATIONS

Weight (Kg)	23
Gross volume (l)	63

### ITEM CODE

C063RBATN13111AA

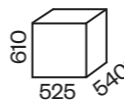
### DESCRIPTION

FREEZER CRUISE CLASSIC TOTAL BLACK 63/V

## CRUISE 65 Classic Total Black (Freezer)

The CR 65 Classic Total Black Freezer is a 65 liters volume freezer with extra thick insulation. It is equipped with one shelf and a plastic basket at the bottom. The CR 65 F is delivered with a fan-cooled compressor.

\* 60 mm door's thickness not included



### SPECIFICATIONS

Weight (Kg)	25
Gross volume (l)	65

### ITEM CODE

C065RBATN13111AA

### DESCRIPTION

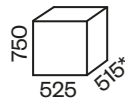
FREEZER CRUISE CLASSIC TOTAL BLACK 65/V

# CRUISE 90 Classic Total Black (Freezer)

The CR 90 Classic Total Black Freezer can be perfectly installed side by side to the CR 130 Fridge version as they have the same outside dimensions. The CR 90 F is equipped with three shelves and four separate lids. It is delivered with a fan-cooled compressor. The top compartment operates as chiller (0 to -3°C).



\* 60 mm door's thickness not included



SPECIFICATIONS

Weight (Kg)	26
Gross volume (l)	90

ITEM CODE






C090RBATN13111AA




DESCRIPTION

FREEZER CRUISE CLASSIC TOTAL BLACK 90/V



PRODUCT DATA TABLE:

						
		CR 42 CLASSIC TOTAL BLACK	CR 49 CLASSIC TOTAL BLACK	CR 65 CLASSIC TOTAL BLACK	CR 85 CLASSIC TOTAL BLACK	CR 86 CLASSIC TOTAL BLACK
Gross volume (l)	Fridge	37	44	60	77	76
	Freezer	5	5	5	8	10
Dimensions W x H x D (mm) (A - B)		380 x 525 x 455 (A)(B)	380 x 525 x 452 <sup>(B)</sup>	450 x 530 x 473 <sup>(B)</sup>	475 x 627 x 505 <sup>(B)</sup>	380 x 850 x 495 <sup>(B)</sup>
Available with	SEC	-	X	X	X	-
	ITC	-	X	X	X	-
Weight (kg)		14	17	18	22	22
Power consumption (Wh/24h)		300	278	288	386	499
Compressor type		IB35C	IB35C	IB35C	IB35C	BD1.4F-VSD
Freezer compartment specifications		❄️ (-6 °C)	❄️ (-6 °C)	❄️ (-6 °C)	❄️ (-6 °C)	❄️ (-6 °C)

				
		CR 63 CLASSIC TOTAL BLACK (FREEZER)	CR 65 CLASSIC TOTAL BLACK (FREEZER)	CR 90 CLASSIC TOTAL BLACK (FREEZER)
Gross volume (l)	Fridge	-	-	-
	Freezer	63	65	90
Dimensions W x H x D (mm) (A - B)		475 x 620 x 513 <sup>(B)</sup>	525 x 610 x 540 <sup>(B)</sup>	525 x 750 x 515 <sup>(B)</sup>
Available with	SEC	X	X	X
	ITC	X	X	X
Weight (kg)		23	25	26
Power consumption (Wh/24h)		440	458	670
Compressor type		BD35F	BD35F	BD35F
Freezer compartment specifications		❄️❄️❄️ (-18 °C)	❄️❄️❄️ (-18 °C)	❄️❄️ (-12 °C)

(A) Depth decreases when remoting the compressor. (B) Door thickness not included. For further details please refer to the master data table.

						
		CR 100 CLASSIC TOTAL BLACK	CR 130 CLASSIC TOTAL BLACK	CR 130 DRINK CLASSIC TOTAL BLACK	CR 200 CLASSIC TOTAL BLACK	CR 226 CLASSIC TOTAL BLACK
Gross volume (l)	Fridge	94	122	130	150	80
	Freezer	6	8	-	50	46
Dimensions W x H x D (mm) (A - B)		486 x 746 x 455 <sup>(B)</sup>	525 x 750 x 510 <sup>(B)</sup>	527 x 750 x 520 <sup>(B)</sup>	731 x 880 x 630	595 x 1452 x 522 <sup>(B)</sup>
Available with	SEC	X	X	X	X	X
	ITC	X	X	X	X	X
Weight (kg)		23	27	27	48	52
Power consumption (Wh/24h)		400	438	400	874	648
Compressor type		BD35F	IB35C	BD35F	BD50F	BD50F
Freezer compartment specifications		❄️ (-6 °C)	❄️ (-6 °C)	-	❄️❄️ (-12 °C)	❄️❄️ (-12 °C)

# CLASSIC WHITE

## CRUISE

### Overview:



Refrigerator



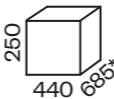
Refrigerator or freezer

### BUILT-IN CRUISE AND DRAWERS

## CRUISE 36 White

The CR 36 is a built-in drawer fridge with unique design. Thanks to its compact size, the CR 36 can be installed where no other fridge might fit. The compressor can be removed up to 1.20 meters. It comes with a white door and mounting flange as standard.

\* Depth only 556 mm when compressor is remote. 35 mm door's thickness not included



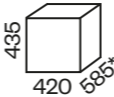
SPECIFICATIONS	
Weight (Kg)	16
Gross volume (l)	36

ITEM CODE	DESCRIPTION
1036BA1G00000	FRIDGE CRUISE WHITE CLASSIC 36/V

## CRUISE 40 Cubic White

The CR 40 Cubic has a fridge or freezer function. It can be installed as a front opening fridge or freezer (Cruise) or as a top-opening fridge or freezer (Built-In box). As a standard installation, the CR 40 Cubic is an ordinary front-opening fridge or freezer. By changing position, it can be top-opening cockpit mounted, fridge or freezer, like other products of the Isotherm Built-in line. The compressor can be removed up to 1 meter.

\* Depth only 460 mm when compressor is remote. 40 mm door's thickness not included



SPECIFICATIONS	
Weight (Kg)	18
Gross volume (l)	40

ITEM CODE	DESCRIPTION
1040BB1AC0000	FRIDGE OR FREEZER CRUISE CUBIC CLASSIC 40/V

PRODUCT DATA TABLE:



CRUISE 36 WHITE

CRUISE 40 CUBIC WHITE

Gross volume (l)	Fridge	36	40
	Freezer	-	
Dimensions W x H x D (mm) (A - B)		440 x 250 x 685 <sup>(A) (B)</sup>	420 x 435 x 585 <sup>(A) (B)</sup>
Weight (kg)		16	18
Power consumption (Wh/24h)		300	186
Compressor type		BD35F	BD35F
Freezer compartment specifications		-	❄️❄️ (-12 °C)

(A) Depth decreases when remoting the compressor. (B) Door thickness not included. For further details please refer to the master data table.



# MINI BLACK

(INOX PAINTED)

## DRAWER

### Overview:



Refrigerator



Refrigerator or freezer

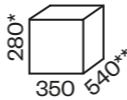
BUILT-IN CRUISE AND DRAWERS

## DRAWER 16 Black

The smallest and lightest drawer unit available on the market, with a user-friendly digital interface which matches perfectly with the highly appreciated Elegance design thanks to the product line's features such as the easy fix installation. It can be used as a fridge or freezer (-6°C). Being equipped with BD 1.4F Secop compressor, it requires a minimum installation space.

The stainless steel door is painted in black colour and the rails are in stainless steel too

\*\* Depth only 440 when compressor is remote



SPECIFICATIONS	ITEM CODE	DESCRIPTION
Weight (Kg)	D016DBAAB12111AA	DRAWER FRIDGE BLACK 16/V
Gross volume (l)		

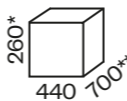


## DRAWER 30 Black

The Drawer 30 Black premium version is a drawer refrigerator with a user-friendly digital interface which matches perfectly with the highly appreciated Elegance design thanks to the product's line features such as the easy fix installation. (AISI 304). Equipped with BD 1.4F Secop compressor, it requires a minimum installation space.

The stainless steel door is painted in black colour and the rails are in stainless steel too

\*\* Depth only 600 when compressor is remote



SPECIFICATIONS	ITEM CODE	DESCRIPTION
Weight (Kg)	D030DBAAB12111AA	DRAWER FRIDGE BLACK 30/V
Gross volume (l)		



PRODUCT DATA TABLE:



DRAWER 16 BLACK



DRAWER 30 BLACK

Gross volume (l)	Fridge	16	30
	Freezer	-	-
Dimensions W x H x D (mm) (A - B)		380 x 250 x 540 <sup>(A)</sup>	440 x 260 x 700 <sup>(A)</sup>
Gross volume (l)	Fridge	X	X
	Freezer	X	X
Weight (kg)		13	17
Power consumption (Wh/24h)		252	244
Compressor type		BD1.4F-FSD	BD1.4F-FSD
Freezer compartment specifications		❄️ (-6 °C)	-



# MINI WHITE

(INOX PAINTED)

## DRAWER

### Overview:



Refrigerator



Refrigerator or freezer

BUILT-IN CRUISE AND DRAWERS

## DRAWER 16 White

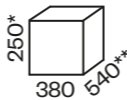
The smallest and lightest drawer unit available on the market, with a user-friendly digital interface which matches perfectly with the highly appreciated Elegance design thanks to the product line’s features such as the easy fix installation.

It can be used as a fridge or freezer (-6°C). Being equipped with BD 1.4F Secop compressor, it requires a minimum installation space.



The stainless steel door is painted in white colour and the rails are in stainless steel too

\*\* Depth only 440 when compressor is remote \* 240 without feet



SPECIFICATIONS	
Weight (Kg)	13
Gross volume (l)	16

ITEM CODE	DESCRIPTION
D016DWAAW12111AA	DRAWER FRIDGE WHITE 16/V

## DRAWER 30 White

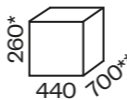
The Drawer 30 White premium version is a drawer refrigerator with a user-friendly digital interface which matches perfectly with the highly appreciated Elegance design thanks to the product’s line features such as the easy fix installation.

Equipped with BD 1.4F Secop compressor, it requires a minimum installation space.



The stainless steel door is painted in white colour and the rails are in stainless steel too

\*\* Depth only 600 when compressor is remote \* 250 without feet



SPECIFICATIONS	
Weight (Kg)	17
Gross volume (l)	30

ITEM CODE	DESCRIPTION
D030DWAAW12111AA	DRAWER FRIDGE WHITE 30/V

PRODUCT DATA TABLE:



DRAWER 16 WHITE



DRAWER 30 WHITE

Gross volume (l)	Fridge	16	30
	Freezer	-	-
Dimensions W x H x D (mm) (A - B)		380 x 250 x 540 <sup>(A)</sup>	440 x 260 x 700 <sup>(A)</sup>
Gross volume (l)	Fridge	X	X
	Freezer	X	X
Weight (kg)		13	17
Power consumption (Wh/24h)		252	244
Compressor type		BD1.4F-FSD	BD1.4F-FSD
Freezer compartment specifications		❄️ (-6 °C)	-



# MINI SILVER

(INOX PAINTED)

## DRAWER

### Overview:



Refrigerator



Refrigerator or freezer

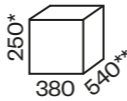
BUILT-IN CRUISE AND DRAWERS

## DRAWER 16 Silver

The smallest and lightest drawer unit available on the market, with a user-friendly digital interface which matches perfectly with the highly appreciated Elegance design thanks to the product line's features such as the easy fix installation. It can be used as a fridge or freezer (-6°C). Being equipped with BD 1.4F Secop compressor, it requires a minimum installation space.

The stainless steel door is painted in silver colour and the rails are in stainless steel too

\*\* Depth only 440 when compressor is remote



SPECIFICATIONS	
Weight (Kg)	13
Gross volume (l)	16

ITEM CODE	DESCRIPTION
D016DSAAS12111AA	DRAWER FRIDGE SILVER 16/V

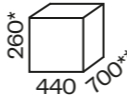


## DRAWER 30 Silver

The Drawer 30 Silver premium version is a drawer refrigerator with a user-friendly digital interface which matches perfectly with the highly appreciated Elegance design thanks to the product's line features such as the easy fix installation. Equipped with BD 1.4F Secop compressor, it requires a minimum installation space.

The stainless steel door is painted in silver colour and the rails are in stainless steel too

\*\* Depth only 600 when compressor is remote



SPECIFICATIONS	
Weight (Kg)	17
Gross volume (l)	30

ITEM CODE	DESCRIPTION
D030DSAAS12111AA	DRAWER FRIDGE SILVER 30/V



PRODUCT DATA TABLE:



DRAWER 16 SILVER



DRAWER 30 SILVER

Gross volume (l)	Fridge	16	30
	Freezer	-	-
Dimensions W x H x D (mm) (A - B)		380 x 250 x 540 <sup>(A)</sup>	440 x 260 x 700 <sup>(A)</sup>
Gross volume (l)	Fridge	X	X
	Freezer	X	X
Weight (kg)		13	17
Power consumption (Wh/24h)		252	244
Compressor type		BD14F-FSD	BD14F-FSD
Freezer compartment specifications		❄️ (-6 °C)	-



# WINE CELLARS AND COOLER

*For wine lovers aboard,  
where technology meets passion.*



# DIVINO

## WINE CELLARS AND COOLER

### Technology and passion for wine lovers onboard.

Preserve every bottle in perfect conditions with elegant, built-in wine cellars that combine silent operation, smart controls and marine-grade durability.

Isotherm’s Divino range offers seamless design, no-maintenance technology and precise temperature control for life on board.

Isotherm’s Divino range includes:

Divino 23 & Divino 35: larger capacity models with stainless steel interiors and dual-zone options

Divino The One: Compact and fanless, silent and vibration-free cooling

## DIVINO 23 & 35

The ideal solution for keeping 23–35 bottles at the perfect temperature anywhere on the water.

### Key features:

- Anti-UV glass door with stainless steel frame.
- Internal lighting for full bottle visibility.
- Anti-vibration racks for maximum stability.
- Flush-fit installation—no ventilation grilles required.
- Dual-zone temperature control for red and white wines.
- OFF-SHORE Lock system: prevents accidental opening while underway.

## DIVINO THE ONE

Your exclusive wine experience, one bottle at a time.

Designed for onboard service or special occasions, Divino The One cools and showcases your favorite bottle in premium style.

### Key features:

- Cools and maintains the ideal temperature for one bottle.
- Silent, high-performance thermoelectric technology.
- Selectable light effects for a touch of elegance.
- A standout feature for any yacht or luxury vessel.

#### Using it will make your wine tasting more fun!

Tap the crown three times and scroll through the colour selection of 27 options to personalize it. By tapping four times the crown, the illumination will gently fade through the full colour selection.

- Perfect serving temperature for your wine
- Double operating function for white and red wine
- Elegant integrated design
- Jacket of cold air: no more wet bottles and water stains
- Performing and reliable: 3 years warranty, maintenance free

### A brief tour:

#### 1. Smart-touch crown

- Multiple finishings
- Control with just a touch
- Crafted from stainless steel
- Seamless edge-to-edge curve
- No buttons or displays needed

#### 2. Interactive LED lighting

- 27 colours
- Select colour using touch
- Option to use without light
- Colour fade mode

#### 3. Simple installation

- Integrated fixing clamp system
- Ideal for inner and outer cockpit application
- Does not require specialist installation
- Install into a 154 mm hole
- Super compact: 160 mm wide, 300 mm deep
- Low power, uses only 90 W
- 12V DC as standard, Isotherm AC/DC power supply ready for AC application

#### 4. Patented Kryolux™ Technology

- Completely dry cooling
- No ice, water, CFCs or other refillables
- Caters for extra wide 75 cl bottles
- Automatic standby after 2 hours
- Runs silently



# DIVINO The One

Divino The One is an integrated wine cooler that keeps wine perfectly chilled during service. It's extremely simple to use: just touch any part of the crown with your finger to activate your Divino The One. Touch and serve your wine always at the right temperature. The Divino The One is based on a powerful thermoelectric core unit that creates an instant cold air jacket around the bottle. Once integrated, the only visible part will be the crown, able to match the typical marine-style applications.



SPECIFICATIONS	
Weight (Kg)	2
Capacity (bottles)	1

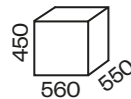
ITEM CODE	DESCRIPTION
7N01TG9UP0000	DIVINO THE ONE 12V

# DIVINO 23

Divino 23 is a wine cellar which can be built into the dressers or columns of modular furniture with no modification of its design. For a perfect integration, the profile of the door is totally lined up with the doors of the furniture.

The model is equipped with OFF-SHORE locking systems to prevent unwanted door opening in rough seas and special racks designed for storing champagne bottles.

- Sturdy metal casing
- Robust handle
- Big storage room for 23 bottles
- Additional door lock included in the supply
- No areation grill needed
- Profile of the door totally lined up with the doors of the furniture
- Interior lights



SPECIFICATIONS	
Weight (Kg)	31
Capacity (bottles)	23 (27max)*

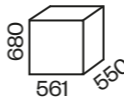
ITEM CODE	DESCRIPTION
7N23AA5AJ0000	WINE CELLAR 23 220V/50Hz
7N23AA6AJ0000	WINE CELLAR 23 115V/60Hz

# DIVINO 35

Divino 35 is a wine cellar which can be built into the dressers or columns of modular furniture with no modification of its design. For a perfect integration, the profile of the door is totally lined up with the doors of the furniture.

The model is equipped with OFF-SHORE locking systems to prevent unwanted door opening in rough seas and special racks designed for storing champagne bottles.

- Sturdy metal casing
- Robust handle
- Big storage room for 35 bottles
- Additional door lock included in the supply
- No areation grill needed
- Profile of the door totally lined up with the doors of the furniture
- Interior lights



SPECIFICATIONS	
Weight (Kg)	40
Capacity (bottles)	35 (45max)*

ITEM CODE	DESCRIPTION
7N35AA5AJ0000	WINE CELLAR 35 220V/50Hz
7N35AA6AJ0000	WINE CELLAR 35 115V/60Hz

\* 27 or 45 bottles if all the wooden shelves are removed from the wine cellar.

PRODUCT DATA TABLE:



DIVINO THE ONE



DIVINO WINE CELLAR 23



DIVINO WINE CELLAR 35

Capacity	1 bottle	23 (27 max)* bottles	35 (45 max)* bottles
Internal shelves	-	3 wooden	5 wooden
Size in mm (W x H x D)	Ø 152 x 302	560 x 450 x 550	561 x 680 x 550
Dimensions door in mm (W x H)	-	588 x 462	588 x 715
Weight (kg)	2	31	40
Power installed	90 Watt - 12V ONLY	230 V 120 Watt - 115 V 120 Watt	230 V 120 Watt - 115 V 120 Watt
Cooling system	Thermoelectric	Compressor CFC - free	Compressor CFC free
Electronic thermostat	Self Regulation	1	1
Temperature	For white or red wine	For white or red wine	For white or red wine
Internal light	27 Colour option	Yes	Yes



# ICE MAKERS

Produce fresh ice on board

Serving drinks on board is great. Serving them with fresh ice cubes is even better.

Indel Marine offers boat owners the perfect solutions for producing fresh ice on board.

With a wide range of technologies, you can choose between clear ice or white ice, adapting to your preferences and needs. Our ice makers can be connected in three ways: onboard water connection, integrated water tank or external water tank.

*Ice made easy, cocktails made better.*



# ICE-CLEAR

## ICE MAKER

### Crystal Ice, Maximum Efficiency

IceMakers Clear, using proprietary Spray technology, produce up to 18 kg of high-quality ice cubes daily — compact, crystalline and perfect for cocktails and chilled drinks. They boast the best production capacity ratio on the market, ensuring efficiency without compromise.

#### Overview:



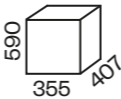
AC



Ice Clear

## ICE-CLEAR AC Inox

- Complete stainless steel design
- Production capacity of 18 kg per day
- Spray technology for clear ice
- Available both in 115 V 60 Hz and 230 V 50 or 60 Hz
- Quality cubes: compact, cold and crystalline dropped into the collection bin (not refrigerated) meeting the ice demand even at peak times
- Front to rear ventilation
- Three sides flange option for critical space installations



SPECIFICATIONS		ITEM CODE	DESCRIPTION
Weight (Kg)	28	MS18ANAIA11112OA	ICE-CLEAR AC INOX 230V/50Hz
Gross volume (l)	14	MS18ANAIA21112OA	ICE-CLEAR AC INOX 230V/60Hz
		MS18ANAIA31113OA	ICE-CLEAR AC INOX 115V/60Hz

# ICE-WHITE

## ICE MAKER

### Cold Efficiency, Optimized for High-Temperature Environments

IceMakers White are ideal for hot climates, featuring a refrigerated cabinet that keeps ice frozen longer and an exclusive condensing ventilation system designed for optimal performance.

#### Overview:



AC



AC/DC



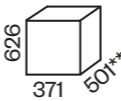
Freezer



Ice White

## ICE-WHITE Hybrid AC/DC WT Inox CT

- Hybrid AC/DC: Ice cubes produced in AC and kept frozen in AC/DC: energy versatility, even offshore
- True Ice Maker + Freezer: Produces and preserves ice – ready to use anytime
- Integrated removable water tank: Easy to clean and refill – works independently from onboard water systems
- Up to 4,6 Kgs daily ice cubes production
- Anti-fingerprint Inox Clean Touch door finishing
- External led indicator of empty water tank

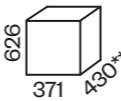


SPECIFICATIONS	
Weight (Kg)	29
Gross volume (l)	20

ITEM CODE	DESCRIPTION
MS05RNEIT42242AA	ICE-WHITE HYBRID AC/DC WT INOX CT 230V/50Hz AC - 12/24 DC
MS05RNEIT52243AA	ICE-WHITE HYBRID AC/DC WT INOX CT 115V/60Hz AC - 12/24 DC

## ICE-WHITE AC Inox CT

- Inox Clean Touch finishing
- Production capacity of 8 kg per day
- Reliable white ice technology
- Front ventilation only
- Refrigerated collection bin to keep the ice cubes frozen
- Available both in 115 V 60 Hz and 230 V 50 or 60 Hz

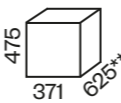


SPECIFICATIONS	
Weight (Kg)	29
Gross volume (l)	20

ITEM CODE	DESCRIPTION
5W08A11IMN000	ICE-WHITE AC INOX CLEAN TOUCH 230V/50Hz
5W08A14IMN000	ICE-WHITE AC INOX CLEAN TOUCH 115V/60Hz

## ICE-WHITE AC Low Profile Inox CT

- Rear position compressor for a low height profile Ice Maker
- Reliable performing technology, ice production 8 kg per day
- Refrigerated cabinet to store and maintain frozen ice cubes
- High quality stainless steel for outer cockpit applications
- Refined flush installation thanks to a flush 3 sides mounting flange with the 4<sup>th</sup> one as option
- Exclusive designed condensing forced ventilation to grant maximum performances in hot conditions
- Extra compact dimensions in height
- Ideal for installation in critical areas where the height is limited
- Available both in 115 V 60 Hz and 230 V 50 or 60 Hz

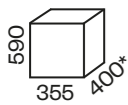


SPECIFICATIONS	
Weight (Kg)	29
Gross volume (l)	20

ITEM CODE	DESCRIPTION
5W08L11IMN000	ICE-WHITE AC LOW PROFILE INOX CLEAN TOUCH 230V/50Hz
5W08L14IMN000	ICE-WHITE AC LOW PROFILE INOX CLEAN TOUCH 115V/60Hz

ICE-WHITE AC White Door

- White door
- Production capacity of 8 kg per day
- Reliable white ice technology
- Various customization possibilities for different installations just like with the CRUISE classic fridges and freezers
- Front ventilation only
- Refrigerated collection bin to keep the ice cubes frozen
- Available both in 115 V 60 Hz and 230 V 50 or 60 Hz

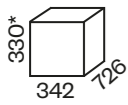


SPECIFICATIONS		ITEM CODE	DESCRIPTION
Weight (Kg)	29	5W08A21CGN000	ICE-WHITE AC WHITE DOOR 230V/50Hz
Gross volume (l)	20	5W08A24CEN001	ICE-WHITE AC WHITE DOOR 115V/60Hz



ICE-WHITE AC BI29 White Door

- Sturdy built in design casing
- Refrigerated cabinet to store and maintain frozen ice cubes
- The thermoformed interior, made with a solid one-piece structure, allows easy cleaning and defrosting and ensures perfect insulation
- Ice production capacity of 2,5 Kg per day
- Extra low profile to easily fit in cockpit applications or below seats
- Equipped with extra-long roller slides to use the box as a drawer



SPECIFICATIONS		ITEM CODE	DESCRIPTION
Weight (Kg)	24	5W03A21CAN000	ICE-WHITE AC BI29 WHITE DOOR 230V/50Hz
Gross volume (l)	29	5W03A21CAN000	ICE-WHITE AC BI29 WHITE DOOR 230V/50Hz




PRODUCT DATA TABLE:

	ICE-CLEAR AC INOX	ICE-WHITE HYBRID AC/DC WT INOX CT	ICE-WHITE AC INOX CT	ICE-WHITE AC LOW PROFILE INOX CT	ICE-WHITE AC WHITE DOOR	ICE-WHITE AC BI29 WHITE DOOR
Gross volume (l)	14	20	20	20	20	29
Dimensions W x H x D (mm) (A - B)	355 x 590 x 407	371 x 626 x 501**	371 x 626 x 430**	371 x 475 x 625**	356 x 630 x 400*	342 x 330* x 726
Weight (kg)	28	29	29	29	29	24
Power consumption (Watt)	320	280	180	180	180	180
Power Supply (Volt/Hz)	230 V AC - 50 Hz or 115 V AC - 60 Hz	230 V - 50 HZ + 12V OR 24V 115 V - 60 HZ + 12V OR 24V	230 V AC - 50 Hz or 115 V AC - 60 Hz	230 V AC - 50 Hz or 115 V AC - 60 Hz	230 V AC - 50 Hz or 115 V AC - 60 Hz	230 V AC - 50 Hz or 115 V AC - 60 Hz
Gas Refrigerant	R290	R134a	R134a	R134a	R134a	R134a

\* Add 40mm for door dimension  
\*\* Width IceMaker White Inox flange 20mm per side

# INSTALLATION MADE EASY: DESIGNING YOUR PERFECT MARINE REFRIGERATOR



When building a boat, every detail counts — and the refrigerator or freezer isn't just an accessory. It's an essential companion for every voyage, ensuring fresh food, comfort, and convenience on board. At Isotherm, we understand that installing these vital appliances should be simple, precise, and seamless.

## Precision and Clarity for Designer and Builders

Whether you're an experienced shipyard technician or a passionate boatbuilder starting a new project, you deserve all the technical information at your fingertips. That's why Isotherm provides detailed, exact installation schematics with every model in our catalog. From every millimeter of height, width, and depth, to ventilation clearances and cable routing, we give you all the measurements you need to plan your cabinetry and compartments perfectly — no guesswork, no surprises.

## Simple integration in Every Environment

Our refrigeration units are designed for effortless integration into your boat's design:

- Compact and flexible dimensions to fit a wide range of spaces, from compact galleys to spacious luxury interiors.
- Multiple door styles and hinge options (right or left opening) so you can align perfectly with your interior aesthetics and practical needs.
- Remote compressor options for installations where space is limited or noise reduction is a priority.
- Customizable panels and finishes that allow the refrigerator to blend naturally with existing cabinetry, preserving harmony in your design.

## From New Builds to Urgent Replacements

Whether you are starting a new, exciting boat project or replacing an old fridge or freezer that no longer works, Isotherm is your trusted partner.

- For new builds, our comprehensive technical data and installation guides let you design with confidence, knowing your cooling system will be perfectly sized and positioned.
- For urgent replacements, you'll find a wide range of technical and aesthetic solutions that fit seamlessly into existing spaces, making the swap straightforward and hassle-free.

## Ventilation and Power: Keys to Efficiency

Perfect installation is more than just fitting the fridge in place. Isotherm helps you optimize performance with:

- Clear guidelines on ventilation spaces — for example, leave at least 12x12 cm at top and bottom — to ensure your unit breathes properly and operates efficiently.
- Power connection advice with exact cable dimensions and safety devices to guarantee longevity and protect your boat's electrical system.

## Why choose Isotherm for your installation?

Because we make it easy for you to combine functionality, reliability, and beauty in one essential appliance — so your boat's heart stays cool, fresh, and perfectly in tune with your onboard lifestyle. Let Isotherm be the cornerstone of your galley — the perfect blend of engineering precision and design elegance, ready to sail wherever your adventure leads.

# TOP LOADERS

Optimized for seamless integration, Built-In Boxes maximize onboard space while delivering reliable performance. With top-opening lids and versatile design, they offer easy access and efficient storage tailored for marine environments—perfect for enhancing every journey with practical functionality and durability.

*Designed to Fit. Built to Last.*



# BUILT-IN BOXES

Great flexibility during installation,  
optimal use of on-board space.

Built-in cooling boxes optimize on-board space thanks to the top-loading access. They are extremely flexible in terms of size and design.

## The advantages of a built-in cooling box:

- Easy access to food and drinks from the top
  - Better installation options
  - Extremely space saving
  - Lid customization options for a perfectly adaptable design
- 
- 12 / 24 V Secop compressor
  - Plastic or stainless steel inner lining to prevent any damage even after contact with salt water
  - Roller slides available for BI 29 as an option
  - Evaporator in foam integrated allows easy cleaning (except BI 40)
  - Customizable top

## Overview:



Refrigerator



Freezer



Refrigerator & freezer



Refrigerator or freezer

## Special Design: Refrigerators and Freezers

## Tailored solutions crafted with shipyards for seamless integration and unmatched style

Isotherm built-in solutions redefine what's possible aboard. In close partnership with shipyards, we design and customize every integration to match the unique contours and aesthetics of your vessel. Our team works hand-in-hand with naval architects to deliver installations that are as beautiful as they are functional — blending seamlessly into interiors while meeting technical and budgetary constraints. With Isotherm, your custom solution is more than refrigeration — it's an elevated design experience built specifically for your boat.



Customized solutions to fit any size, shape and demand!



Indel Marine delivers fully tailored refrigeration and freezer solutions, even for the most complex projects. For further details and personalized support, please do not hesitate to get in touch with us.

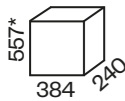
### Product Specifications:

- Completely tailored solutions
- Full compatibility with the boat's interior design
- Custom-built approach ensures easy installation and exceptional onboard aesthetics
- Production technology adapted to customer needs — from small runs with fiberglass boxes to large-scale rotomoulding

## BI 16

The BI 16 is a top loading refrigerator box, **specific for internal application**, equipped with the space saving Secop BD Micro compressor solution. The upper lid with inner recess allows big bottles storage. Temperature range 0°C to +10°C. It combines great usability to high development standards, thanks to its easy to use digital display.

\* Depth only 437 mm when compressor is remote



SPECIFICATIONS	
Weight (Kg)	12
Gross volume (l)	16

ITEM CODE	DESCRIPTION
B016TNAAB12111AA	FRIDGE BUILT-IN 16/V



## BI 29 Dual, BI 29 Dual Classic White

BI 29 Dual Classic White is a cooling solution characterized by compact design and low weight displacement, thanks to the use of the Secop BD1.4F Micro compressor. The easy to use thermostat allows to operates the product as fridge or freezer, over a range from -20°C to +14 °C. Flexibility in installation is granted through to the custom panel option version and with the compressor being removable up to 0,9 meter away. Equipped with roller slides (optional) the box can be used as a drawer as well.

\* 40 mm door's thickness not included

\*\* Depth only 500 mm when compressor is remote

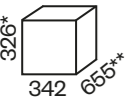


BI 29 Dual Classic White

Polycarbonate internal box included.



BI 29 Dual



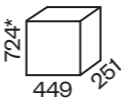
SPECIFICATIONS	
Weight (Kg)	12
Gross volume (l)	29

ITEM CODE	DESCRIPTION
B029TNBAW17111A1	FRIDGE OR FREEZER BUILT-IN DUAL 29/V CLASSIC WHITE
B029WNAAP17111A1	FRIDGE OR FREEZER BUILT-IN DUAL 29/V

## BI 30

The BI 30 is a top loading refrigerator box, specific for internal application, equipped with BD 1.4F FSD by SECOP 12/24V Micro compressor. It has an easy-fix system and a structured casing for the compressor at the bottom. The temperature can be managed thanks to an easy to use digital display. It operates from 0°C to +10°C. The BI 30 combines great usability with high development standards.

\* Height only 604 mm when compressor is remote



SPECIFICATIONS	
Weight (Kg)	14
Gross volume (l)	30

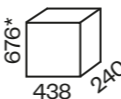
ITEM CODE	DESCRIPTION
B030TNAAB12111AA	FRIDGE BUILT-IN 30/V



## BI 36

BI 36 is a top loading refrigerator solution, specific for internal application, characterized by compact design and low weight displacement, thanks to the use of the Secop BD1.4F Micro compressor. The product is intended to blend into customer's interiors and be customized through the top cover. It operates from 0°C to +16°C and it combines great usability with high development standards.

\* 35 mm door's thickness not included



SPECIFICATIONS	
Weight (Kg)	14
Gross volume (l)	36

ITEM CODE	DESCRIPTION
B036WNADP12111AA	FRIDGE BUILT-IN 36/V



## BI 40

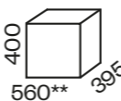
The BI 40 is a built-in refrigerator box. It has the L-shaped evaporator and a fan-cooled compressor, mounted on the side, can be removed up to 1.2 meters. Other compressor options as SP or Magnum are also available.

\* 25 mm door's thickness not included

\*\* Depth only 435 mm when compressor is remote



The CRUISE 40 Cubic can also be installed as a built-in top opening cooler box.



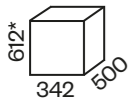
SPECIFICATIONS	
Weight (Kg)	15
Gross volume (l)	40

ITEM CODE	DESCRIPTION
3040BA2A00000	FRIDGE BUILT-IN 40/V

# BI 41 Dual

The BI 41 is a cooling solution characterized by compact design and low weight displacement, thanks to the use of the Secop BD1.4F Micro compressor. The easy to use thermostat device allows to operates the product as fridge or freezer, according to customer's needs. It offers a wide operating range from -20°C to +14°C. The fan-cooled compressor is mounted on the bottom, or can be easily repositioned up to 0.9 meter away. Other compressor options as SP or Magnum are also available. It is made by high quality upper flange and inner cabinet, nice & easy to clean, provided with a practical polycarbonate internal box perfect for food & drink storage.

\* 15 mm door's thickness not included . Height only 451 mm when compressor is remote



SPECIFICATIONS	
Weight (Kg)	14
Gross volume (l)	41

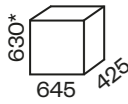
ITEM CODE	DESCRIPTION
B041TNAAP17111A1	FRIDGE OR FREEZER BUILT-IN 41/V DUAL



# BI 53 F

The BI 53 F is a built-in freezer box with stainless steel inner lining, plastic bottom section, a wire basket and an interior light. It offers a temperature range of 0 °C to -20 °C. The fan-cooled compressor unit is bottom-mounted and can be easily removed up to 1.5 meters. SP or Magnum cooling systems are available as an additional option to air cooling.

\* Height only 510 mm when compressor is remote



SPECIFICATIONS	
Weight (Kg)	26
Gross volume (l)	53

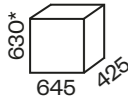
ITEM CODE	DESCRIPTION
3053BC2B00000	FREEZER BUILT-IN 53/V



# BI 75

The BI 75 is a built-in fridge box with stainless steel inner lining, plastic bottom section, a wire basket and an interior light. The fan-cooled compressor unit is bottom-mounted and can be easily removed up to 1.5 meters. SP or Magnum cooling systems are available as an additional option to air cooling.

\* Height only 510 mm when compressor is remote



SPECIFICATIONS	
Weight (Kg)	26
Gross volume (l)	75

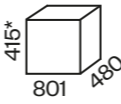
ITEM CODE	DESCRIPTION
3075BB2B00000	FRIDGE BUILT-IN 75/V (BI75)



# BI 92 Dual

The BI 92 is a built-in fridge or freezer box with stainless steel inner lining, plastic bottom section, three wire baskets and an interior light. It offers a temperature range of +10 °C to -20 °C. The fan-cooled compressor unit is bottom-mounted and can be easily removed up to 1.5 meters. SP or Magnum cooling systems are available as an additional option to air cooling.

\* Height only 492 mm when compressor is remote



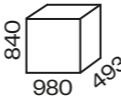
SPECIFICATIONS	
Weight (Kg)	28
Gross volume (l)	92

ITEM CODE	DESCRIPTION
3092BB2B00000	FRIDGE OR FREEZER BUILT-IN DUAL 92/V



# BI 172 Dual

BI 172 DUAL is a combined cooling solution that brings together a refrigerator-only option with a volume of 172 and a refrigerator/freezer option with a volume of 130 and 38. Modularity is the innovative concept of the BI172. The foamed on the evaporator side can be added or removed according to the desired product function. Top loading openings are for the fridge and freezer compartments while front loading opening is for the fridge compartment. Isotherm Power Pack ready for AC/DC application.



SPECIFICATIONS	
Weight (Kg)	45
Gross volume (l)	172

ITEM CODE	DESCRIPTION
BI72YNAAA14111AA	FRIDGE AND FREEZER BUILT-IN DUAL 172/V



PRODUCT DATA TABLE:



Gross volume (l)	Fridge	16	29	29	30	36
	Freezer	-	-	-	-	-
Dimensions W x H x D (mm) (A - B)		384 x 557x 240 <sup>(D)</sup>	342 x 326 x 655 <sup>(A) (B)</sup>	342 x 326 x 655 <sup>(A) (B)</sup>	449 x 724 x 251 <sup>(B) (D)</sup>	438 x 676 x 240 <sup>(B) (D)</sup>
Water cooled option		-	X	X	-	-
Weight (kg)		12	12	11	18	14
Power consumption (Wh/24h)		155	175	175	254	316
Compressor type		BD1.4F-FSD	BD1.4F-AM	BD1.4F-AM	BD1.4F-FSD	BD1.4F-AM
Freezer compartment specifications		-	❄️ (-6 °C)	❄️ (-6 °C)	-	-

\* The built-in box operates as a fridge or freezer

(A) Depth decreases when remoting the compressor  
(B) Door thickness not included  
(D) Height decreases when remoting the compressor  
For further details please refer to the master data table



Gross volume (l)	Fridge	40	41	-	75	92	172	130
	Freezer	-	-	53	-	-	-	38
Dimensions W x H x D (mm) (A - B)		395x 400 x 560 <sup>(A) (B)</sup>	342 x 612 x 500 <sup>(B) (D)</sup>	645 x 630 x 425 <sup>(D)</sup>	645 x 630 x 425 <sup>(D)</sup>	801 x 615 x 480 <sup>(D)</sup>	980 x 840 x 493	
Water cooled option		X	X	X	X	X	X	X
Weight (kg)		15	14	26	26	28	45	
Power consumption (Wh/24h)		270	222	260	340	360	357	603
Compressor type		BD35F	BD1.4F-AM	BD50F	BD35F	BD50F	BD50F	
Freezer compartment specifications		-	❄️ (-6 °C)	❄️❄️❄️ (-18)	-	❄️❄️❄️ (-18)	-	❄️❄️ (-12)

MASTER DATA TABLE:

MODEL	FUNCTION	GROSS VOLUME FRIDGE (I)	GROSS VOLUME FREEZER (I)	WEIGHT (Kg)	WIDTH (W) (mm)	HEIGHT (H) (mm) (A)	DEPTH (D) (mm) (A)	CUT-OUT (mm)	FLANGES (B)	FREEZER RATING (max temp. °C)	CLIMATIC CLASS	COMPRESSOR TYPE	GAS REFRIGERANT	POWER SUPPLY (V)	POWER CONSUMPTION (Wh/24h)
OR 36 WHITE	FRIDGE	36	-	16	440	250	685 <sup>(III)</sup>	442:252	3 side FM SS <sup>(VII)</sup>	-	ST	BD35F	R134a	12/24V	300
OR 36 INOX / FULL INOX	FRIDGE	36	-	17	455	255	715	457:257	4 side FM SS <sup>(VII)</sup>	-	ST	BD35F	R134a	12/24V	300
OR 40 CUBIC WHITE	FRIDGE OR FREEZER	40	-	18	420	435	585 <sup>(II)</sup>	422:437	NO	❄❄ (-12)	ST	BD35F	R134a	12/24V	186
OR 42 TOTAL BLACK	FRIDGE + FREEZER COMPARTMENT	37	5	14	380	525	455 <sup>(II)</sup>	382:527	OPT	❄ (-6)	ST	IB35C	R600a	12/24V	300
OR 42 EL (BLACK & SILVER)	FRIDGE + FREEZER COMPARTMENT	37	5	14	380	525	455 <sup>(II)</sup>	382:527	OPT	❄ (-6)	ST	IB35C	R600a	12/24V	285
OR 42 INOX CLEAN TOUCH	FRIDGE + FREEZER COMPARTMENT	37	5	15	400	525	500	402:527	3 side FM SS <sup>(VII)</sup>	❄ (-6)	ST	IB35C	R600a	12/24V	285
OR 49 TOTAL BLACK	FRIDGE + FREEZER COMPARTMENT	44	5	17	380	525	452 <sup>(II)</sup>	382:527	OPT	❄ (-6)	ST	IB35C	R600a	12/24V	278
OR 49 EL (BLACK & SILVER)	FRIDGE + FREEZER COMPARTMENT	44	5	17	380	525	452 <sup>(II)</sup>	382:527	OPT	❄ (-6)	ST	IB35C	R600a	12/24V	265
OR 49 INOX CLEAN TOUCH	FRIDGE + FREEZER COMPARTMENT	44	5	18	400	525	500	402:527	3 side FM SS <sup>(VII)</sup>	❄ (-6)	ST	IB35C	R600a	12/24V	265
OR 63 F TOTAL BLACK	FREEZER	-	63	23	475	620	513 <sup>(II)</sup>	477:622	OPT	❄❄❄ (-18)	ST	BD35F	R134a	12/24V	440
OR 63 F INOX CLEAN TOUCH	FREEZER	-	63	25	494	626	560	496:628	3 side FM SS* <sup>(VII)</sup>	❄❄❄ (-18)	ST	BD35F	R134a	12/24V	400
OR 65 TOTAL BLACK	FRIDGE + FREEZER COMPARTMENT	60	5	18	450	530	473 <sup>(II)</sup>	452:532	OPT	❄ (-6)	ST	IB35C	R600a	12/24V	288
OR 65 EL (BLACK & SILVER)	FRIDGE + FREEZER COMPARTMENT	60	5	18	450	530	473 <sup>(II)</sup>	452:532	OPT	❄ (-6)	ST	IB35C	R600a	12/24V	275
OR 65 INOX CLEAN TOUCH	FRIDGE + FREEZER COMPARTMENT	60	5	19	470	530	520	472:532	3 side FM SS <sup>(VII)</sup>	❄ (-6)	ST	IB35C	R600a	12/24V	275
OR 65 F TOTAL BLACK	FREEZER	-	65	25	525	610	540 <sup>(II)</sup>	527:612	NO	❄❄❄ (-18)	ST	IB35C	R134a	12/24V	458
OR 65 F INOX CLEAN TOUCH	FREEZER	-	65	27	544	610	890	546:612	3 side FM SS <sup>(VII)</sup>	❄❄❄ (-18)	ST	BD35F	R134a	12/24V	418
OR 85 TOTAL BLACK	FRIDGE + FREEZER COMPARTMENT	77	8	22	475	627	505 <sup>(II)</sup>	477:629	OPT	❄ (-6)	ST	IB35C	R600a	12/24V	386
OR 85 EL (BLACK & SILVER)	FRIDGE + FREEZER COMPARTMENT	77	8	22	475	627	505 <sup>(II)</sup>	477:629	OPT	❄ (-6)	ST	IB35C	R600a	12/24V	368
OR 85 INOX CLEAN TOUCH	FRIDGE + FREEZER COMPARTMENT	77	8	24	495	627	550	497:629	3 side FM SS <sup>(VII)</sup>	❄ (-6)	ST	IB35C	R600a	12/24V	368
OR 86 TOTAL BLACK	FRIDGE + FREEZER COMPARTMENT	76	10	22	380	850	495 <sup>(II)</sup>	382:852	OPT	❄ (-6)	ST	BD1.4F-VSD	R134a	12/24V	499
OR 90 F TOTAL BLACK	FREEZER	-	90	26	525	750	515 <sup>(II)</sup>	527:752	OPT	❄❄❄ (-12)	ST	BD35F	R134a	12/24V	670
OR 90 F INOX CLEAN TOUCH	FREEZER	-	90	28	545	750	565	547:752	3 side FM SS <sup>(VII)</sup>	❄❄❄ (-12)	ST	BD35F	R134a	12/24V	626
OR 100 TOTAL BLACK	FRIDGE + FREEZER COMPARTMENT	94	6	23	486	745	455 <sup>(II)</sup>	488:747	OPT	❄ (-6)	ST	BD35F	R134a	12/24V	400
OR 115 EL (SILVER)	FRIDGE + FREEZER COMPARTMENT	83	32	29	525	797	495 <sup>(II)</sup>	527:799	NO	❄ (-6)	ST	BD35F	R134a	12/24V	257
OR 130 TOTAL BLACK	FRIDGE + FREEZER COMPARTMENT	122	8	27	525	750	510 <sup>(II)</sup>	527:752	OPT	❄ (-6)	ST	IB35C	R600a	12/24V	438
OR 130 EL (BLACK & SILVER)	FRIDGE + FREEZER COMPARTMENT	122	8	27	525	755	510 <sup>(II)</sup>	527:752	OPT	❄ (-6)	ST	IB35C	R600a	12/24V	418
OR 130 INOX CLEAN TOUCH	FRIDGE + FREEZER COMPARTMENT	122	8	29	545	750	555	547:752	3 side FM SS <sup>(VII)</sup>	❄ (-6)	ST	IB35C	R600a	12/24V	418
OR 130 INOX CLEAN TOUCH SPECIALE	FRIDGE + FREEZER COMPARTMENT	122	8	31	545	750	600	472:788	3 side FM SS <sup>(VII)</sup>	❄ (-6)	ST	IB35C	R600a	12/24V	418
OR 130 DRINK TOTAL BLACK	FRIDGE	130	-	27	527	750	520 <sup>(II)</sup>	529:752	OPT	-	ST	BD35F	R134a	12/24V	400
OR 130 DRINK INOX CLEAN TOUCH	FRIDGE	130	-	32	544	755	570	546:752	3 side FM SS <sup>(VII)</sup>	-	ST	BD35F	R134a	12/24V	380
OR 160 DRINK INOX CLEAN TOUCH	FRIDGE	160	-	45	626	870	610	628:872	3 side FM SS <sup>(VII)</sup>	-	ST	BD50F	R134a	12/24V	492
OR 195 COMBI TOTAL BLACK	FRIDGE & FREEZER	130	65	54	551	1347	565	553:1349	3 side FM <sup>(IX)</sup>	❄❄❄ (-18)	ST	2 x BD35F	R134a	12/24V	840
OR 195 COMBI INOX CLEAN TOUCH	FRIDGE & FREEZER	130	65	54	544	1365	575	546:1367	3 side FM SS <sup>(VII)</sup>	❄❄❄ (-18)	ST	2 x BD35F	R134a	12/24V	798
OR 200 TOTAL BLACK	FRIDGE & FREEZER	150	50	47	731	880	620	733:882	3 side FM SS <sup>(VII)</sup>	❄❄ (-12)	ST	BD50F	R134a	12/24V	874
OR 200 INOX CLEAN TOUCH	FRIDGE & FREEZER	150	50	48	731	880	630	733:882	3 side FM SS <sup>(VII)</sup>	❄❄ (-12)	ST	BD50F	R134a	12/24V	799
OR 220 COMBI INOX CLEAN TOUCH	FRIDGE & FREEZER	130	90	61	544	1545	570	546:1547	3 side FM SS <sup>(VII)</sup>	❄❄ (-12)	ST	2 x BD35F	R134a	12/24V	1006
OR 226 TOTAL BLACK	FRIDGE & FREEZER	180	46	52	595	1452	522 <sup>(II)</sup>	597:1462	OPT	❄❄ (-12)	ST	BD50F	R134a	12/24V	648
OR 260 COMBI INOX CLEAN TOUCH	FRIDGE + FREEZER COMPARTMENT	244	16	68	544	1545	570	546:1547	3 side FM SS <sup>(VII)</sup>	❄ (-6)	ST	2 x BD35F	R134a	12/24V	761
OR 320 COMBI INOX CLEAN TOUCH	FRIDGE	320	-	84	628	1790	620	630:1792	3 side FM SS <sup>(VII)</sup>	-	ST	2 x BD50F	R134a	12/24V	1002
OR 320 COMBI INOX CLEAN TOUCH	FRIDGE & FREEZER	250	70	87	628	1790	620	630:1792	3 side FM SS <sup>(VII)</sup>	❄ (-6)	ST	BD50F + BD80F	R134a	12/24V	1097
OR 320 COMBI INOX CLEAN TOUCH	FRIDGE & FREEZER	160	160	86	628	1790	620	630:1792	3 side FM SS <sup>(VII)</sup>	❄❄ (-12)	ST	BD50F + BD80F	R134a	12/24V	1529

A. Door dimension to be added

(I) add 40mm for door depth

(II) add 50mm for door depth

(III) add 35mm for door depth

(IV) add 70mm for door depth

(V) add 25mm for door dimension

(VI) add 15mm for door dimension

B. Width of flanges

(VII) 20mm

(VIII) 30mm.

(IX) 38 sides width and 28 top height

(X) 20 mm sides and 50 mm top height

MODEL	FUNCTION	GROSS VOLUME FRIDGE (l)	GROSS VOLUME FREEZER (l)	WEIGHT (Kg)	WIDTH (W) (mm)	HEIGHT (H) (mm) (A)	DEPTH (D) (mm) (A)	CUT-OUT (mm)	FLANGES (B)	FREEZER RATING (max temp. °C)	CLIMATIC CLASS	COMPRESSOR TYPE	GAS REFRIGERANT	POWER SUPPLY (V)	POWER CONSUMPTION (Wh/24h)
DR 16 SILVER, BLACK, WHITE	FRIDGE OR FREEZER	16		13	380	250	540	382:252	OPT	(-6)	ST	BD1.4F-FSD	R134a	12/24V	252
DR 30 SILVER, BLACK, WHITE	FRIDGE	30	-	17	440	260	700	442:262	OPT	-	SN-T	BD1.4F-FSD	R134a	12/24V	244
DR 42 INOX CLEAN TOUCH	FRIDGE + FREEZER COMPARTMENT	34	8	18	399	519	511	401:521	3 side FM SS <sup>(VII)</sup>	(-6)	ST	BD1.4F-VSD	R134a	12/24V	333
DR 49 INOX CLEAN TOUCH	FRIDGE + FREEZER COMPARTMENT	41	8	18	399	519	497	401:521	3 side FM SS <sup>(VII)</sup>	(-6)	ST	BD1.4F-VSD	R134a	12/24V	305
DR 49 CUSTOM (der. INOX CLEAN TOUCH)	FRIDGE + FREEZER COMPARTMENT	41	8	17	379	519	494	381:521	NO	* (-6)	ST	BD1.4F-VSD	R134a	12/24V	305
DR 49 GLASS (BLACK & WHITE)	FRIDGE + FREEZER COMPARTMENT	41	8	19	385	531	498	387:533	OPT	(-6)	ST	BD35F	R134a	12/24V	305
DR 55 FROST FREE INOX CLEAN TOUCH	FREEZER	-	55	27	469	525	565	471:527	3 side FM SS <sup>(VII)</sup>	(-12)	ST	BD35F	R134a	12/24V	741
DR 55 FROST FREE CUSTOM	FREEZER	-	55	25	457	525	560	459:527	NO	** (-12)	ST	BD35F	R134a	12/24V	741
DR 65 INOX CLEAN TOUCH	FRIDGE + FREEZER COMPARTMENT	54	11	21	469	524	525	474:526	3 side FM SS <sup>(VII)</sup>	(-6)	ST	BD1.4F-VSD	R134a	12/24V	324
DR 65 CUSTOM (der. INOX CLEAN TOUCH)	FRIDGE + FREEZER COMPARTMENT	54	11	19	447	523	519	449:525	NO	* (-6)	ST	BD35F	R134a	12/24V	324
DR 65 GLASS (BLACK & WHITE)	FRIDGE + FREEZER COMPARTMENT	54	11	22	455	536	523	457:538	OPT	(-6)	ST	BD1.4F-VSD	R134a	12/24V	324
DR 65 FROST FREE INOX CLEAN TOUCH	FRIDGE	65	-	26	469	525	565	471:527	3 side FM SS <sup>(VII)</sup>	-	ST	BD35F	R134a	12/24V	295
DR 65 FROST FREE CUSTOM	FRIDGE	65	-	25	457	525	560	459:527	NO	-	ST	BD35F	R134a	12/24V	310
DR 65 FROST FREE DRINK INOX CLEAN TOUCH	FRIDGE	65	-	27	469	525	565	471:527	4 side FM SS(l)	-	ST	BD35F	R134a	12/24V	295
DR 70 INOX CLEAN TOUCH	FRIDGE	70	-	31	627	444	724	629:446	3 side FM SS <sup>(VII)</sup>	-	T	BD35F	R134a	12/24V	295
DR 70 CUSTOM	FRIDGE	70	-	29	611	444	726	613:446	NO	-	T	BD35F	R134a	12/24V	295
DR 70 INOX CLEAN TOUCH	FREEZER	-	70	32	627	444	724	629:446	3 side FM SS <sup>(VII)</sup>	(-12)	T	BD50F	R134a	12/24V	800
DR 70 CUSTOM	FREEZER	-	70	30	611	444	726	613:446	NO	** (-12)	T	BD50F	R134a	12/24V	800
DR 70 INOX CLEAN TOUCH ver. 230V 50Hz	FREEZER + ICEMAKER	-	60	38	627	444	784	629:446	3 side FM SS <sup>(VII)</sup>	(-12)	T	TLES5.7FT.3	R134a	230V 50Hz	1055
DR 70 INOX CLEAN TOUCH ver. 115V 60Hz	FREEZER + ICEMAKER	-	60	38	627	444	784	629:446	3 side FM SS <sup>(VII)</sup>	(-12)	T	TLS4.5F	R134a	115V 60Hz	1380
DR 70 CUSTOM ver. 230V 50Hz	FREEZER + ICEMAKER	-	60	36	611	444	788	613:446	NO	** (-12)	T	TLES5.7FT.3	R134a	230V 50 Hz	1055
DR 70 CUSTOM ver. 115V 60Hz	FREEZER + ICEMAKER	-	60	36	611	444	788	613:446	NO	** (-12)	T	TLS4.5F	R134a	115V 60 Hz	1380
DR 85 INOX CLEAN TOUCH	FRIDGE + FREEZER COMPARTMENT	70	15	23	494	619	546	496:621	3 side FM SS <sup>(VII)</sup>	(-12)	T	BDN45F	R134a	12/24V	300
DR 85 CUSTOM	FRIDGE + FREEZER COMPARTMENT	70	15	22	473	619	543	475:621	NO	** (-12)		BDN45F	R134a	12/24V	300
DR 100 INOX CLEAN TOUCH	FRIDGE	100	-	31	546	500	778	548:502	3 side FM SS <sup>(I)</sup>	-	T	BD35F	R134a	12/24V	252
DR 100 CUSTOM	FRIDGE	100	-	30	526	500	780	528:502	3 side FM SS*	-		BD35F	R134a	12/24V	252
DR 100 INOX CLEAN TOUCH	FREEZER	-	100	33	546	500	778	548:502	3 side FM SS <sup>(VII)</sup>	(-12)	T	BD50F	R134a	12/24V	503
DR 100 CUSTOM	FREEZER	-	100	31	526	500	780	528:502	3 side FM SS*	** (-12)		BD50F	R134a	12/24V	503
DR 100 INOX CLEAN TOUCH ver. 230V 50Hz	FREEZER + ICEMAKER	-	90	39	546	500	840	548:502	3 side FM SS <sup>(VII)</sup>	(-12)	T	TLES5.7FT.3	R134a	230V 50Hz	790
DR 100 INOX CLEAN TOUCH ver. 115V 60Hz	FREEZER + ICEMAKER	-	90	39	546	500	840	548:502	3 side FM SS <sup>(VII)</sup>	(-12)	T	TLS4.5F	R134a	115V 60Hz	1031
DR 100 CUSTOM ver. 230V 50Hz	FREEZER + ICEMAKER	-	90	39	526	500	842	528:502	3 side FM SS*	** (-12)	T	TLES5.7FT.3	R134a	230V 50 Hz	790
DR 100 CUSTOM ver. 115V 60Hz	FREEZER + ICEMAKER	-	90	39	526	500	842	528:502	3 side FM SS*	** (-12)	T	TLS4.5F	R134a	115V 60 Hz	1031
DR 105 INOX	FRIDGE	105	-	28	515	515	575+170 A	517:517	NO	-	ST	BD35F	R134a	12/24V	480
DR 130 INOX CLEAN TOUCH	FRIDGE + FREEZER COMPARTMENT	115	15	27	544	744	551	546:746	3 side FM SS <sup>(VII)</sup>	(-12)	ST	BDN45F	R134a	12/24V	381
DR 130 CUSTOM	FRIDGE + FREEZER COMPARTMENT	115	15	26	523	744	557	525:746	NO	** (-12)	ST	BDN45F	R134a	12/24V	381
DR 160 LIGHT INOX CLEAN TOUCH	FRIDGE	160	-	43	627	866	610	629:868	3 side FM SS <sup>(VII)</sup>	-	ST	BD50F	R134a	12/24V	510
DR 160 CUSTOM	FRIDGE	160	-	41	613	868	622	617:872	NO	-	ST	BD50F	R134a	12/24V	530
DR 160 LIGHT INOX CLEAN TOUCH	FREEZER	-	160	45	627	866	610	629:868	3 side FM SS <sup>(VII)</sup>	(-12)	ST	BD80F	R134a	12/24V	1037
DR 160 CUSTOM	FREEZER	-	160	43	613	868	622	617:872	NO	** (-12)	ST	BD80F	R134a	12/24V	1097
DR 160 LIGHT INOX CLEAN TOUCH	FRIDGE & FREEZER	90	70	46	627	866	610	629:868	3 side FM SS <sup>(VII)</sup>	(-6)	ST	BD80F	R134a	12/24V	605
DR 160 CUSTOM	FRIDGE & FREEZER	90	70	44	613	868	622	617:872	NO	* (-6)	ST	BD80F	R134a	12/24V	635
DR 190 INOX CLEAN TOUCH	FRIDGE	190	-	56	904	803	555	905:805	3 side FM SS <sup>(VII)</sup>	-	ST	BD50F	R134a	12/24V	670
DR 190 CUSTOM	FRIDGE	190	-	53	898	798	551	902:802	NO	-	ST	BD50F	R134a	12/24V	700
BI 16	FRIDGE	16	-	12	387	558	240	389:242	NO	-	ST	BD1.4F-FSD	R134a	12/24V	155
BI 29 DUAL	FRIDGE OR FREEZER	29		11	342	325 <sup>(VI)</sup>	650	344:505	NO	(-6)	T	BD1.4F-AM	R134a	12/24V	175
BI 29 DUAL CUSTOM	FRIDGE OR FREEZER	29		11	342	325 <sup>(I)</sup>	650	344:502	NO	(-6)	T	BD1.4F-AM	R134a	12/24V	175
BI 30	FRIDGE	30	-	16	449	724	251	453:255	NO	-	T	BD1.4F-FSD	R134a	12/24V	254
BI 36	FRIDGE	36	-	14	438	676 <sup>(III)</sup>	240	440:242	NO	-	T	BD1.4F-AM	R134a	12/24V	316
BI 40	FRIDGE	40	-	15	406	403 <sup>(V)</sup>	564	408:408	NO	-	ST	BD35F	R134a	12/24V	270
BI 41 DUAL	FRIDGE OR FREEZER	41		14	342	612 <sup>(VI)</sup>	500	502:344	NO	(-6)	ST	BD1.4F-AM	R134a	12/24V	222
BI 53 F	FREEZER	-	53	20	430	630	650	432:652	NO	(-18)	ST	BD50F	R134a	12/24V	260
BI 75	FRIDGE	75	-	23	430	630	650	432:652	NO	-	ST	BD35F	R134a	12/24V	340
BI 92 DUAL	FRIDGE OR FREEZER	92		31	485	612	805	487:807	NO	(-18)	ST	BD50F	R134a	12/24V	360
BI 172 DUAL	FRIDGE & FREEZER	130 (172 if only fridge)	38	38	493	831	980	495:982	NO	(-12)	ST	BD50F	R134a	12/24V	603 (357 if only fridge)

# COOLING BOXES

*Built to Perform, Reliable in Every Condition,  
Anywhere You Sail*



# TRAVEL BOXES

## REFRIGERATORS

Built to Perform, Reliable in Every Condition, anywhere You Sail.

Travel Boxes are extremely performing and especially convenient for daily use thanks to their light and compact design.

The new Travel Box ITB portable compressor fridge range redefines every outdoor experience. This is not just an update. It is a true evolution. The design and colors have been refreshed, giving Travel Box a clean, modern look. Sturdy materials and an intuitive digital control panel ensure a simple and functional user experience. Travel Box units are essential, reliable, and versatile companions for any situation. With a variety of sizes available, they adapt to every need, keeping food and beverages perfectly preserved throughout your journey.

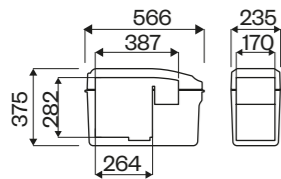
### Overview:



Refrigerator or  
freezer



ITB 15

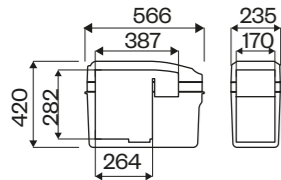


SPECIFICATIONS	
Weight (Kg)	8,2 + 1,3 pack
Gross volume (l)	15



ITEM CODE	DESCRIPTION
2TC015NN37FAN	ITB15 12/24V

ITB 18

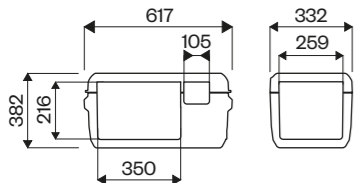


SPECIFICATIONS	
Weight (Kg)	8,6 + 1,4 pack
Gross volume (l)	18



ITEM CODE	DESCRIPTION
2TC018NN37FAN	ITB18 12/24V

ITB 20

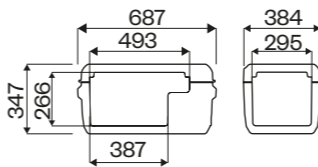


SPECIFICATIONS	
Weight (Kg)	10 Kg 1,2 Kg pack
Gross volume (l)	20



ITEM CODE	DESCRIPTION
STC020NN37FAN	ITB20 12/24V

ITB 32

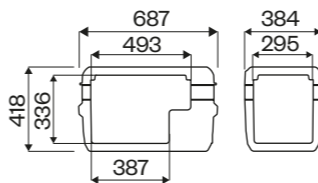


SPECIFICATIONS	
Weight (Kg)	11,3 + 2,1 pack
Gross volume (l)	32



ITEM CODE	DESCRIPTION
STC032NN37FAN	ITB32 12/24V

ITB 42

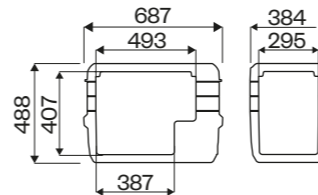


SPECIFICATIONS	
Weight (Kg)	12,1 + 2,2 pack
Gross volume (l)	42



ITEM CODE	DESCRIPTION
STC042NN37FAN	ITB42 12/24V

ITB 52



SPECIFICATIONS	
Weight (Kg)	13,1 + 2,3 pack
Gross volume (l)	52



ITEM CODE	DESCRIPTION
STC052NN37FAN	ITB52 12/24V

PRODUCT DATA TABLE:

						
	ITB 15	ITB 18	ITB 20	ITB 32	ITB 42	ITB 52
Type	ITB15 12/24V	ITB18 12/24V	ITB20 12/24V	ITB32 12/24V	ITB42 12/24V	ITB52 12/24V
Gross Volume (l)	15	18	20	32	42	52
External dimensions W x H x D (mm)	375x235x566	420x235x566	382x630x390	347x687x384	418x687x384	488x687x384
Weight (kg)	8,2 + 1,2 pack	8,6 + 1,2 pack	10 Kg + 1,2 Kg pack	11,3 + 2,1 pack	12,1 + 2,2 pack	13,1 + 2,3 pack
Installed power (W)	35	35	60	60	60	60
Power consumption (kWh/24h)	0,300	0,365	0,200	0,200	0,215	0,230
Voltage	DC 12/24V	DC 12/24V	DC 12/24V	DC 12/24V	DC 12/24V	DC 12/24V
Certifications	OE EMC E-Mark	OE EMC E-Mark	CE E-Mark	CE E-Mark	CE E-Mark	CE E-Mark
Thermostatic regulation	-18 °C to +10 °C	-18 °C to +10 °C	-20 °C to +10 °C	-20 °C to +10 °C	-20 °C to +10 °C	-20 °C to +10 °C
Gas Refrigerant	R134a	R134a	R134a	R134a	R134a	R134a




# COOLING UNITS

## Tailored refrigeration starts here

When space is limited and needs are unique, Isotherm Cooling Units give you the freedom to build a fridge or freezer that fits your boat — and your lifestyle. With flexible installation options thanks to separate compressors and evaporators, these systems deliver proven marine-grade performance, high energy efficiency and reliable cooling in even the toughest conditions. The smart, custom solution for fresh food and cold storage on board.

*Cool comfort, tailored solutions  
performance built for the sea.*



# COOLING TECHNOLOGY

## ISOTHERM INTELLIGENT TEMPERATURE CONTROL



### Isotherm ITC Digital display

The ITC Digital Display clearly shows, controls and regulates temperature in a refrigerated compartment from the exterior of a fridge/freezer cabinet. ITC is the ideal solution for those who want to integrate onboard power consumption with a nice-looking interface and a refined product interaction. An air sensor in the cabinet allows the electronic control unit to detect the air temperature and operate accordingly to the selected settings. Interaction with the product remotely makes it easy to read the data on the display. The display allows monitoring the temperature detected and enables to select various parameters such as the temperature set, the energy saving operations,

the choice of 3 battery protection levels and compressor's operation mode settings (ITC, Eco and Overcooling mode). Product integration is simple, since the device is compatible with control units Indel Marine P/N SEG00002DA and SEG00030GA (respectively Secop versions 101N0212 and 101N0510 for BD35/50F) allowing a recess flush installation and a wall mounted.

#### ITC+, The unbeatable combination.

ITC+ is the integration of the ITC with the Isotherm holding plates, combining the benefits of the ITC system with the energy storage effect.



#### Convincing factors are:

- Available as retrofit kit or originally fitted on fridges in the factory
- Up to 25% energy saving due to a more efficient use of the compressor
- Up to 40% savings with combined effects of stored cooling

energy in food and drinks

- Quick cooling in boost mode
- Soft start to avoid starting peaks
- Eco mode
- Easy to set battery protection directly from the display

### COOLING UNITS - TECHNOLOGY

## ISOTHERM SMART ENERGY CONTROL



Isotherm Smart Energy Control is a cooling technology performed to improve the energy-saving capabilities of our isotherm cooling units.

#### How does it work?

The sophisticated, processor-based Isotherm Smart Energy Control technology achieves significant savings in power consumption by continuously scanning a set of key environmental factors to determine, through advanced proprietary algorithms, which compressor speed is best suited to maximize the performance/ battery drain ratio (COP).

The SEC Kit consists of a dedicated air sensor to detect the air

temperature in the cabinet, a potentiometer and a processor-based module. Isotherm Smart Energy Control allows cold energy to be stored in food and drinks placed inside the refrigerator, reducing the cabinet temperature more than a conventional fridge, without freezing foods. When a surplus energy is available (engine on or connection to grid), the cooling energy is stored and reused before the fridge runs on battery power.



A dedicated air sensor which can continuously measure the cabinet air temperature.



Potentiometer to activate the Isotherm Smart Energy Control mode.



Processor-based module to be connected to the Secop compressor.

#### The result: Significant energy savings.

##### External factors

- Cabinet air temperature
- Temperature set point
- Battery charge status
- Battery voltage

##### Configuration Parameters

- Cabinet size
- Offset values

##### Available potential of DC fridges

- Energy storage potential of loaded food / drinks
- Variable speed capability of DC compressors



##### Energy Savings

- Maximized performance / battery drain ratio (COP)
- Reuse of energy stored in food / drinks
- Speed modulation: Soft start up and boost mode

#### Multiple benefits from a simple kit:

- Up to 35 % savings due to a more efficient use of the compressor
- Up to 50 % savings with combined effects of stored cooling energy in food and drinks
- No need for eutectic plates / special storage devices
- Easy to retrofit
- Quick cooling in boost mode
- Soft start to avoid starting peaks



# FROST-FREE TECHNOLOGY

## Frost-free – Award winning technology

The Indel Marine Frost-free concept is based on an intelligent principle that prevents the accumulation of ice inside the freezer thus keeping energy consumption low. All models equipped with the Frost-free concept are extremely economical and save energy on board.




## The advantages of the Frost-free concept:

- Indel Marine exclusive technology for the marine market
- No ice buildup for excellent efficiency gains
- Exceptional cooling result: the refrigerator and the freezer reach the set temperature faster
- Stable internal temperature
- Manual defrosting becomes redundant
- No more unpleasant water puddles caused by incorrect manual defrosting



# ISOTHERM COOLING UNITS

AN INNOVATIVE MODULAR CONCEPT



**HIGH QUALITY COOLING UNITS**

- SECOP compressors 12/24V
- Air cooled or water cooled (Magnum or Self-pumping)
- Multi-purpose: fridge or freezer
- All sizes: from 60 liters up to 600 liters

**ALL IN ONE PACKAGING**

- 3 in 1 cooling unit + evaporator + control device in one box
- Colourful, self-explanatory packaging for aftermarket
- Fast installation: re-usable quick couplings and click-on compressor system

**MULTIPLE POWER SAVING OPTIONS**

Define your needs, select your Isotherm unit

	ISOTHERM	ITC	ITC+	SEC
Control Interface	Mechanical	Digital	Digital	Electronic
Energy Saving	O	++	+++	++++
Fast Cooling	++	++	+	+++
Functions	1.Dynamic control of battery charging status 2. Standard energy savings (overcooling, fixed compressor speeds) 3. Eco mode to extend battery autonomy 4.AC and/or DC applications possible		1.Full modulation of compressor speed 2.Advanced parameter settings to maximize energy savings 3.High energy savings without need for cold storage device 4.DC application only	

ISOTHERM COOLING UNITS

READY TO MEET ANY DEMAND



## CORE COMPONENTS



### The best and widest product range available on the market!

Indel Marine offers the most technologically advanced and complete selection of cooling unit components available on the market. High flexibility in product customization meets any demand and cooling units range from 60 to 600 liters fridge capacity or from 20 to 200 liters freezer capacity. Free up your layouts and get the most of your on-board space with Isotherm cooling units!

Secop compressors are now even more power efficient! Hermetically sealed, extremely quiet running and reliable they are specifically developed for Isotherm applications. The three-phase current is inverted in a small microprocessor that checks and controls the functions of the compressor allowing the lowest possible power consumption.

The same compressor is used both for 12V and 24V systems

and the electronic unit is able to protect itself from accidental reversal of the voltage polarity. Isotherm Power Pack is available for AC/DC application to allow sufficient short power use.

A wide range of evaporators, exclusive Isotherm know-how, allow an unbeatable product performance and flexible on board application. The variety of controls meets any customer demands and guarantees the lowest power consumption on the market.

**Feel free to select the best way to dissipate heat according to the constraints of the application, by air or water cooling. Finally choose the best control system based on your application needs, with the unique plus of being delivered with a self-explanatory all-in-one packaging! (Only for premium products as SEC, ITC and ITC+).**



#### Re-Usable Quick couplings

All cooling units are equipped with the new type of quick couplings that can be disconnected without any gas leakage like the former versions.

In addition the valve assembly inside the coupling's body can be easily replaced, without welding operations.



#### Practical click-on mounting bracket

A practical click-on mounting bracket, suitable for horizontal or vertical wall installation, is included in all models except Magnum models.

Fasten the bracket and lift the compressor into place.

„Click“! The compressor locks onto the bracket without the need for adjustments or tools.

## CONTROL DEVICES



The mechanical thermostat represents the standard control device of the cooling unit program being reliable and easy to use for boat owners. It allows a fast cooling process of the compartment by managing compressor activation on a basic on/off command.

The ITC Digital Display (Intelligent Temperature Control) clearly shows, controls and regulates the temperature of a fridge/freezer cabinet thanks to the dedicated air sensor that provides accurate readings on display. The digital display allows the end user to select specific factory settings (ITC, Eco and overcooling mode) and different levels of battery protection while reducing on-board power consumption.

It is the ideal solution for people who want a nice looking interface and a professional product interaction.

The ITC Digital Display, together with a Holding Plate, forms a cooling unit called ITC+, where the storing energy effect is amplified due to the wide range of plates available.



The Smart Energy Control (SEC) is a sophisticated processor-based control device that significantly reduces power consumption by continuously scanning a set of key environmental factors that enables the compressors to achieve best performance/battery drain ratio. Thanks to the cold retention capacity of food and drinks, SEC can save up to 50% compared to conventional control systems, representing the best answers for users seeking the lowest power consumption.

# ITC+

The ITC Digital Display (Intelligent Temperature Control) clearly shows, controls and regulates the temperature of a fridge/freezer cabinet thanks to the dedicated air sensor that provides accurate readings on display. The digital display allows the end user to select specific factory settings (ITC, Eco and overcooling mode) and different levels of battery protection while reducing on-board power consumption.

It is the ideal solution for people who want a nice looking interface and a professional product interaction.

The ITC Digital Display, together with a Holding Plate, forms a cooling unit called ITC+, where the storing energy effect is amplified due to the wide range of plates available.



**ITC+**  
The holding plate is charge while the engine is running thanks to the patented energy management system.

## Cooling systems with ITC+

### Air-cooled system



- Low power consumption
- Digital interface with accurate display of temperature
- Fridge or freezer (-12°C)
- 12/24 V Secop compressor
- Isotherm Power Pack available for AC/DC application
- Easy installation thanks to “click-on” system

### Self-pumping cooling system



- Low power consumption
- Digital interface with accurate display of temperature
- Fridge or freezer (-12°C)
- 12/24 V Secop compressor
- Isotherm Power Pack available for AC/DC application
- Easy installation thanks to “click-on” system
- SP system (patented) to reduce noise of standard fan cooled condenser systems

### Magnum cooling system



- Low power consumption
- Digital interface with accurate display of temperature
- Fridge or freezer (-12°C)
- 12/24 V Secop compressor
- Isotherm Power Pack available for AC/DC application
- Self-priming seawater pump (variable speed) to ensure extra high efficiency for tropical applications



# COOLING SYSTEM

## Three possible cooling systems

Indel Marine provides a wide range of cooling units to suit every demand. For efficient heat removal various methods can be applied. Isotherm cooling units use air or seawater to eliminate the heat.



### Self-pumping sea water-cooled

Isotherm SP units cool using seawater with the benefit of having heat exchange through a water-cooled condenser. Water-cooled SP system achieve high performance, consume less battery power and it's remarkably quiet due to the absence of fans and pumps to remove heat generated by the condenser. The Isotherm SP unit take advantage of the wavelike movements of the hull to remove heat through a special fitting in the galley sink drain hose. The "pumping" allows a continuous exchange of water between the outside and the condenser due to the location of the hull connection located away from the gravity point of the boat, sufficient to create a pumping action. The constant warm water outlet and cold water inlet also prevents scaling and an equal exchange of water level in and out. An extremely efficient cooling system was created by designing a special hull fitting containing a non-restricting, full-flow spiral heat exchanger.



- Fridge or freezer version available
- 12 / 24 V Secop compressor
- Isotherm Power Pack available for AC/DC application
- Easy installation thanks to "click-on" system on DC models
- SP system (patented) to reduce the noise of a ventilated condenser and reach a lower power consumption



- Sea water cooling for even higher efficiency
- Lower power consumption
- Silent – no fan nor pumps
- Heat removed by sea water (max. temperature 28°C)
- No extra holes in hull required
- Easy to install, it replaces the through-hull fitting for galley sink



### Air-cooling

Isotherm air-cooled units uses a fan to circulate air over a condenser to remove heat. The compressor compartment must be well ventilated to allow cold air to enter from below and warm air to exit from above.




- Fridge or freezer versions available
- 12 / 24 V Secop compressor
- Isotherm Power Pack available for AC/DC application
- Easy installation thanks to "click-on" system on DC models



### Isotherm Magnum – Seawater cooled electric pump

Isotherm Magnum units are specially designed for vessels with exceptionally high refrigeration requirements, for example vessels sailing in tropical waters. All Magnum models use sea water to increase the cooling efficiency through a built-in pump that forces water through the condenser. When the water gets over 28°C the voltage reducer gives the pump extra power to run faster and still achieve the same cooling capacity. The pump is quiet, self-priming, withstands dry running and is self-aerating. The highly efficient heat exchanger is manufactured in a corrosion-resistant copper-nickel alloy and fitted with a zinc anode. Sea water-cooled units are extremely efficient and offer increased cooling capacity.



- Fridge or freezer version available
- 12 / 24 V Secop compressor
- Isotherm Power Pack available for AC/DC application
- Self-priming sea water pump to ensure extra high efficiency for tropical applications
- Variable speed water pump according to the temperature of the water circulating inside the condenser

SLIM-FIT

Slim-Fit cooling unit is an easy plug&play solution, mainly for sailing yachts, that features an original type of evaporator with particularly compact dimensions.



The concentric evaporator can be easily installed in any locker, pre-existing compartment, and insulated box of various volumes and in different spaces (can be remoted) without obliging the user to weld, or to use quick couplings thus avoiding gas leaks, making it highly sustainable and safe. Connected to the refrigerating unit and already charged with R1234yf gas, it allows the unit to be installed by simply making a small hole in the cabinet through which the evaporator itself can be passed (min. 25 mm diameter). Compared to current solutions, Slim-fit cooling unit thus allows an installation that dispenses with the need to have an evaporator separate from the rest of the refrigeration unit.

- Product Features:**
- Exclusive concentric evaporator consisting of a copper tube powder coated with aluminum heatsink
  - Power supply: DC 12/24V
  - Compressor: Secop BD Nano
  - Refrigerant gas: R1234yf
  - Condenser: ventilated
  - Evaporator unit: dimensions W 375 x H 265x D 100 mm
  - Condensing unit: dimensions W 250 x H 162 x D 125 mm
  - Remote: up to 2500 mm
  - **PATENT PENDING**



Its design innovation, which eliminates the need for large cuts in the thermal insulated cabinet (which would affect the proper insulation function of the insulated compartment walls), avoids welding or quick couplings and reduces the risk of leaks, making it the ideal choice for a wide range of applications. This product sets new standards for the future of marine technologies.



Exploded view



Application

Air-Cooled

Select your control device



SPECIFICATIONS	
Evaporator	Flat
Max. Box volume fridge (l)	60
Max Box volume freezer (l)	20



FUNCTION	ITEM CODE	DESCRIPTION	CONTROL
Fridge	U060X000P11111EA	FRIDGE UNIT 60L/V „FLAT“ EVAPORATOR 350X130MM (2005)	Mechanical
Fridge/freezer	U060X020P17161AA	FRIDGE OR FREEZER UNIT 60-20L/V „FLAT“ EVAPORATOR 350X130MM - ITC (2005)	ITC
Fridge/freezer	U060X020P17151AA	FRIDGE OR FREEZER UNIT 60-20L/V „FLAT“ EVAPORATOR 350X130MM - SEC (2005)	SEC

SPECIFICATIONS	
Evaporator	Flat
Max. Box volume fridge (l)	80
Max Box volume freezer (l)	26



FUNCTION	ITEM CODE	DESCRIPTION	CONTROL
Fridge	U080X000P11111EA	FRIDGE UNIT 80L/V „FLAT“ EVAPORATOR 350X250MM (GE80)	Mechanical
Fridge/freezer	U080X026P17161AA	FRIDGE OR FREEZER UNIT 80-26L/V „FLAT“ EVAPORATOR 350X250MM - ITC (GE80)	ITC
Fridge/freezer	U080X026P17151AA	FRIDGE OR FREEZER UNIT 80-26L/V „FLAT“ EVAPORATOR 350X250MM - SEC (GE80)	SEC

Air-Cooled

Select your control device




SPECIFICATIONS	
Evaporator	L
Max. Box volume fridge (l)	100
Max Box volume freezer (l)	33



FUNCTION	ITEM CODE	DESCRIPTION	CONTROL
Fridge	U100X000L11111EA	FRIDGE UNIT 100L/V EVAPORATOR „L“ 250+110x350mm (2007)	Mechanical
Fridge/freezer	U100X033L17161AA	FRIDGE OR FREEZER UNIT 100-33L/V „L“ EVAPORATOR 250+110x350mm - ITC (2007)	ITC

SPECIFICATIONS	
Evaporator	L
Max. Box volume fridge (l)	100




FUNCTION	ITEM CODE	DESCRIPTION	CONTROL
Fridge	U100X000L11111EB	FRIDGE UNIT 100L/V EVAPORATOR „L“ 270+95X250MM (2018)	Mechanical

Air-Cooled

Select your control device



SPECIFICATIONS	
Evaporator	L
Max. Box volume fridge (l)	125
Max Box volume freezer (l)	41



FUNCTION	ITEM CODE	DESCRIPTION	CONTROL
Fridge	U125X000L11111EA	FRIDGE UNIT 125L/V "L" EVAPORATOR 400+170X210MM (2010)	Mechanical
Fridge/freezer	U125X041L17161AA	FRIDGE OR FREEZER UNIT 125-41L/V "L" EVAPORATOR 400+170X210MM - ITC (2010)	ITC
Fridge/freezer	U125X041L17151AA	FRIDGE OR FREEZER UNIT 125-41L/V "L" EVAPORATOR 400+170X210MM - SEC (2010)	SEC

SPECIFICATIONS	
Evaporator	O
Max. Box volume fridge (l)	125
Max Box volume freezer (l)	41



FUNCTION	ITEM CODE	DESCRIPTION	CONTROL
Fridge	U125X000R11111EA	FRIDGE UNIT 125L/V „O“ EVAPORATOR 4L 240X210X85MM (2001)	Mechanical
Fridge/freezer	U125X041R17161AA	FRIDGE OR FREEZER UNIT 125-41L/V „O“ EVAPORATOR 4L 240X210X85MM - ITC (2001)	ITC
Fridge/freezer	U125X041R17151AA	FRIDGE OR FREEZER UNIT 125-41L/V „O“ EVAPORATOR 4L 240X210X85MM - SEC (2001)	SEC

Air-Cooled

Select your control device



SPECIFICATIONS	
Evaporator	Flat
Max. Box volume fridge (l)	150
Max Box volume freezer (l)	50




FUNCTION	ITEM CODE	DESCRIPTION	CONTROL
Fridge	U150X000P11111EA	FRIDGE UNIT 150L/V EVAPORATOR „FLAT“ 386x361mm (GE150)	Mechanical
Fridge/freezer	U150X050P17161AA	FRIDGE OR FREEZER UNIT 150-50L/V „FLAT“ EVAPORATOR 386X361MM - ITC (GE150)	ITC

SPECIFICATIONS	
Evaporator	O
Max. Box volume fridge (l)	150
Max Box volume freezer (l)	50



FUNCTION	ITEM CODE	DESCRIPTION	CONTROL
Fridge	U150X000R11111EA	FRIDGE UNIT 150L/V „O“ EVAPORATOR 7,5L 320X100X230MM (2301)	Mechanical
Fridge	U150X000R11111EB	FRIDGE UNIT 150L/V „O“ EVAPORATOR 7,5L 320X100X230MM - EVAPORATOR DOOR (2309)	Mechanical
Fridge/freezer	U150X050R17161AA	FRIDGE OR FREEZER UNIT 150-50L/V „O“ EVAPORATOR 7,5L 320X100X230MM - ITC (2301)	ITC

Air-Cooled



SPECIFICATIONS	
Evaporator	275 x 220 x 70
Max. Box volume fridge (l)	150

FUNCTION	ITEM CODE	DESCRIPTION	CONTROL
Fridge	U150X000F11111EA	FRIDGE UNIT 150L/V FIN EVAPORATOR 275X220X70MM (VE150)	Mechanical

SPECIFICATIONS	
Evaporator	360 x 257 x 258
Max. Box volume fridge (l)	200



FUNCTION	ITEM CODE	DESCRIPTION	CONTROL
Fridge	U200N000F11111EA	VE200 PLUG&PLAY	Mechanical

Air-Cooled

Select your control device




SPECIFICATIONS	
Evaporator	O
Max. Box volume fridge (l)	200



FUNCTION	ITEM CODE	DESCRIPTION	CONTROL
Fridge	U200X000R11111AA	FRIDGE UNIT 200L/V „O“ EVAPORATOR 14L 380X140X270MM (2501)	Mechanical

SPECIFICATIONS	
Evaporator	Flat
Max. Box volume fridge (l)	200
Max Box volume freezer (l)	66




FUNCTION	ITEM CODE	DESCRIPTION	CONTROL
Fridge	U000X066P13111AA	FREEZER UNIT 66L/V „FLAT“ EVAPORATOR 1200x190mm (2016)	Mechanical
Fridge/freezer	U200X066P12111AA	FRIDGE OR FREEZER UNIT 200-66L/V „FLAT“ EVAPORATOR 1200X190MM DUAL (2016)	Dual

Air-Cooled

Select your control device




SPECIFICATIONS	
Evaporator	Flat
Max. Box volume fridge (l)	260
Max Box volume freezer (l)	86



FUNCTION	ITEM CODE	DESCRIPTION	CONTROL
Fridge	U000X086P13111AA	FREEZER UNIT 86L/V „FLAT“ EVAPORATOR 1000x270mm (2017)	Mechanical
Fridge/freezer	U260X086P12111AA	FRIDGE OR FREEZER UNIT 260-86L/V „FLAT“ EVAPORATOR 1000X270MM DUAL (2017)	Dual

SPECIFICATIONS	
Evaporator	Flat
Max. Box volume fridge (l)	400
Max Box volume freezer (l)	133



FUNCTION	ITEM CODE	DESCRIPTION	CONTROL
Fridge	U000X133P13111AA	FREEZER UNIT 133L/V „FLAT“ EVAPORATOR 1370x300mm (2013)	Mechanical
Fridge/freezer	U400X133P12111AA	FRIDGE OR FREEZER UNIT 400-133L/V „FLAT“ EVAPORATOR 1370X300MM DUAL (2013)	Dual

Air-Cooled

Select your control device



SPECIFICATIONS	
Evaporator	Flat
Max. Box volume fridge (l)	170
Max Box volume freezer (l)	56



FUNCTION	ITEM CODE	DESCRIPTION	CONTROL
Fridge	U170X056P12111AA	FRIDGE OR FREEZER UNIT 170-56L/V „FLAT“ EVAPORATOR 815x210mm DUAL (2012)	Dual
Fridge/freezer	U170X056P17161AA	FRIDGE OR FREEZER UNIT 170-56L/V „FLAT“ EVAPORATOR 815x210mm - ITC (2012)	ITC

Water-Cooled SP

Select your control device




SPECIFICATIONS	
Evaporator	L
Max. Box volume fridge (l)	100



FUNCTION	ITEM CODE	DESCRIPTION	CONTROL
Fridge	U100X000L11311EA	FRIDGE UNIT 100L/SP EVAPORATOR „L“ 250+110X350MM (2057)	Mechanical

SPECIFICATIONS	
Evaporator	L
Max. Box volume fridge (l)	125
Max Box volume freezer (l)	41



FUNCTION	ITEM CODE	DESCRIPTION	CONTROL
Fridge	U125X000L11311EA	FRIDGE UNIT 125L/SP „L“ EVAPORATOR 400+170X210MM (2050)	Mechanical
Fridge/freezer	U000X041L13311EA	FREEZER UNIT 41L/SP „L“ EVAPORATOR 400+170x210mm (2050)	Mechanical

Water-Cooled SP

Select your control device



SPECIFICATIONS	
Evaporator	O
Max. Box volume fridge (l)	125



FUNCTION	ITEM CODE	DESCRIPTION	CONTROL
Fridge	U125X000R11311EA	FRIDGE UNIT 125L/SP „O“ EVAPORATOR 4L 240X210X85MM (2051)	Mechanical


SPECIFICATIONS	
Evaporator	O
Max. Box volume fridge (l)	150



FUNCTION	ITEM CODE	DESCRIPTION	CONTROL
Fridge	U150X000R11311EA	FRIDGE UNIT 150L/SP „O“ EVAPORATOR 7,5L 320x100x230mm (2351)	Mechanical

Water-Cooled Magnum

Select your control device




SPECIFICATIONS	
Evaporator	O
Max. Box volume fridge (l)	200
Max Box volume freezer (l)	66



FUNCTION	ITEM CODE	DESCRIPTION	CONTROL
Fridge/freezer	U200X066R12411AA	FRIDGE OR FREEZER UNIT 200-66L/MAGNUM „O“ EVAPORATOR 14L 380X140X270MM (2505)	Dual


SPECIFICATIONS	
Evaporator	Flat
Max. Box volume fridge (l)	260
Max Box volume freezer (l)	86




FUNCTION	ITEM CODE	DESCRIPTION	CONTROL
Fridge/freezer	U260X086P12411AA	FRIDGE OR FREEZER UNIT 260-86L/MAGNUM „FLAT“ EVAPORATOR 1000X270MM DUAL (2513)	Dual

Water-Cooled Magnum

Select your control device




SPECIFICATIONS	
Evaporator	Flat
Max. Box volume fridge (l)	400
Max Box volume freezer (l)	133




FUNCTION	ITEM CODE	DESCRIPTION	CONTROL
Fridge	U400X133P12411AA	FRIDGE OR FREEZER UNIT 400-133L/MAGNUM „FLAT“ EVAPORATOR 1370X300MM DUAL (2507)	Dual

Water-Cooled Magnum

Select your control device



SPECIFICATIONS	
Evaporator	Flat
Max. Box volume freezer (l)	141



FUNCTION	ITEM CODE	DESCRIPTION	CONTROL
Freezer	U000X141P13411AA	FREEZER UNIT 141L/MAGNUM „FLAT“ EVAPORATOR 1370x300mm (2607)	Mechanical

ITC+ Air-Cooled

SPECIFICATIONS	
Plate	2L
Max. Box volume fridge (l)	100
Max. Box volume freezer (l)	35



FUNCTION	ITEM CODE	COMPRESSOR	DESCRIPTION	CONTROL
Fridge/freezer	U100X035A17161AA	BD35F	FRIDGE OR FREEZER UNIT 100-35L/V HOLDING PLATE 2L - ITC+ (3201)	ITC+

SPECIFICATIONS	
Plate	3L
Max. Box volume fridge (l)	150
Max. Box volume freezer (l)	50



FUNCTION	ITEM CODE	COMPRESSOR	DESCRIPTION	CONTROL
Fridge/freezer	U150X050A17161AA	BD50F	FRIDGE OR FREEZER UNIT 150-50L/V HOLDING PLATE 3L - ITC+ (3701)	ITC+

SPECIFICATIONS	
Plate	6L
Max. Box volume fridge (l)	200
Max. Box volume freezer (l)	65



FUNCTION	ITEM CODE	COMPRESSOR	DESCRIPTION	CONTROL
Fridge/freezer	U200X065A17161AA	BD50F	FRIDGE OR FREEZER UNIT 200-65L/V HOLDING PLATE 6L - ITC+	ITC+

ITC+ Water-Cooled SP

SPECIFICATIONS	
Plate	2L
Max. Box volume fridge (l)	100
Max. Box volume freezer (l)	35



FUNCTION	ITEM CODE	COMPRESSOR	DESCRIPTION	CONTROL
Fridge/freezer	U100X035A17361AA	BD35F	FRIDGE OR FREEZER UNIT 100-35L/SP HOLDING PLATE 2L - ITC+ (3251)	ITC+

SPECIFICATIONS	
Plate	3L
Max. Box volume fridge (l)	150
Max. Box volume freezer (l)	50



FUNCTION	ITEM CODE	COMPRESSOR	DESCRIPTION	CONTROL
Fridge/freezer	U150X050A17361AA	BD50F	FRIDGE OR FREEZER UNIT 150-50L/SP HOLDING PLATE 3L - ITC+ (3751)	ITC+

SPECIFICATIONS	
Plate	6L
Max. Box volume fridge (l)	200
Max. Box volume freezer (l)	65



FUNCTION	ITEM CODE	COMPRESSOR	DESCRIPTION	CONTROL
Fridge/freezer	U200X065A17361AA	BD50F	FRIDGE OR FREEZER UNIT 200-65L/SP HOLDING PLATE 6L - ITC+	ITC+

ITC+ Water-Cooled Magnum

SPECIFICATIONS	
Plate	3L
Max. Box volume fridge (l)	150
Max. Box volume freezer (l)	50



FUNCTION	ITEM CODE	COMPRESSOR	DESCRIPTION	CONTROL
Fridge/freezer	U150X050A17461AA	BD50F	FRIDGE OR FREEZER UNIT 150-50L/MAGNUM HOLDING PLATE 3L - ITC+ (4201)	ITC+

SPECIFICATIONS	
Plate	6L
Max. Box volume fridge (l)	200
Max. Box volume freezer (l)	65



FUNCTION	ITEM CODE	COMPRESSOR	DESCRIPTION	CONTROL
Fridge/freezer	U200X065A17461AA	BD50F	FRIDGE OR FREEZER UNIT 200-65L/MAGNUM HOLDING PLATE 6L - ITC+ (4701)	ITC+

PRODUCT DATA TABLE:

IPN Intelligent Part Numbering

With the Isotherm IPN system (Intelligent Part Numbering), it will be extremely easy to configure your cooling system for the best customization! The self-explanatory part number structure can clearly specify units' features at a glance, just by reading it.

The structure consists of 16 digits, the first 8 of which are dedicated to the explanation of:

→Function (fridge, freezer or fridge freezer)

→Maximum liters capacity (as fridge or freezer, based on minimum insulation requirements according to Isotherm specifications)

IPN Isotherm system, your cooling unit has never been so easy to understand and configure!

Fridge  
function

Freezer  
function

U125X000

In this case the unit is a FRIDGE - with maximum 125 lt. capacity

U125X041

In this case the unit is a FRIDGE - FREEZER - with maximum 125 lt. capacity as fridge and 41 lt. as freezer

U000X041














In this case the unit is a FREEZER - with maximum 41 lt. capacity

FUNCTION	ITEM CODE	MAX VOLUME (l)		DIMENSIONS EVAPORATOR (mm)	DIMENSIONS COMPRESSOR W x H x D (mm)	WEIGHT (kg)	COMPRESSOR TYPE	GAS REFRIGERANT	CONTROL
Fridge		Fridge	Freezer						
Air-cooled	U060X000P11111EA	60	-	"Flat" 350 x 130	280 x 175 x 160	8	BD35F.2	R134a	Mechanical
Air-cooled	U080X000P11111EA	80	-	"Flat" 350 x 250	280 x 175 x 160	8	BD35F.2	R134a	Mechanical
Air-cooled	U100X000L11111EA	100	-	"L" 250 + 110 x 350	280 x 175 x 160	8	BD35F.2	R134a	Mechanical
Water-cooled SP	U100X000L11311EA	100	-	"L" 250 + 110 x 350	280 x 175 x 160	10	BD35F.2	R134a	Mechanical
Air-cooled	U100X000L11111EB	100	-	"L" 270 + 95 x 250	280 x 175 x 160	9	BD35F.2	R134a	Mechanical
Air-cooled	U125X000L11111EA	125	-	"L" 400 + 170 x 210	280 x 175 x 160	9	BD35F.2	R134a	Mechanical
Water-cooled SP	U125X000L11311EA	125	-	"L" 400 + 170 x 210	280 x 175 x 160	11	BD35F.2	R134a	Mechanical
Air-cooled	U125X000R11111EA	125	-	"O" 240 x 210 x 85	280 x 175 x 160	8	BD35F.2	R134a	Mechanical
Water-cooled SP	U125X000R11311EA	125	-	"O" 240 x 210 x 85	280 x 175 x 160	10	BD35F.2	R134a	Mechanical
Air-cooled	U150X000P11111EA	150	-	"Flat" 386 x 361	280 x 175 x 160	8	BD35F.2	R134a	Mechanical
Air-cooled	U150X000R11111EA	150	-	"O" 320 x 100 x 230	280 x 175 x 160	9	BD35F.2	R134a	Mechanical
Air-cooled	U150X000R11111EB	150	-	"O" 320 x 100 x 230	280 x 175 x 160	9	BD35F.2	R134a	Mechanical
Air-cooled	U150X000F11111EA	150	-	275 x 220 x 70	386 x 130 x 165	8	BD35F.2	R134a	Mechanical
Air-cooled	U200N000F11111AA	200	-	360 x 257 x 258	220 x 180 x 265	8	BD35F	R134a	Mechanical
Water-cooled SP	U150X000R11311EA	150	-	"O" 320 x 100 x 230	220 x 175 x 160	11	BD35F.2	R134a	Mechanical
Air-cooled	U200X000R11111AA	200	-	"O" 380 x 140 x 270	330 x 175 x 160	9	BD50F	R134a	Mechanical
Freezer		Fridge	Freezer						
Water-cooled SP	U000X041L13311EA	-	41	"L" 400 + 170 x 210	220 x 175 x 160	11	BD35F.2	R134a	Mechanical
Air-cooled	U000X066P13111AA	-	66	Flat" 1200 x 190	330 x 175 x 160	9	BD50F	R134a	Mechanical
Air-cooled	U000X086P13111AA	-	86	"Flat" 1000 x 270	330 x 175 x 160	9	BD50F	R134a	Mechanical
Air-cooled	U000X133P13111AA	-	133	"Flat" 1370 x 300	330 x 175 x 160	9	BD50F	R134a	Mechanical
Water-cooled Magnum	U000X141P13411AA	-	141	"Flat" 1370 x 300	420 x 400 x 240	12	BD80F	R134a	Mechanical

FUNCTION	ITEM CODE	MAX VOLUME (l)		DIMENSIONS EVAPORATOR (mm)	DIMENSIONS COMPRESSOR W x H x D (mm)	WEIGHT (kg)	COMPRESSOR TYPE	GAS REFRIGERANT	CONTROL
Fridge/Freezer		Fridge	Freezer						
Air-cooled	U060X020P17161AA	60	20	"Flat" 350 x 130	280 x 175 x 160	8	BD35F	R134a	ITC
Air-cooled	U060X020P17151AA	60	20	"Flat" 350 x 130	280 x 175 x 160	8	BD35F	R134a	SEC
Air-cooled	U080X026P17161AA	80	26	"Flat" 350 x 250	280 x 175 x 160	8	BD35F	R134a	ITC
Air-cooled	U080X026P17151AA	80	26	"Flat" 350 x 250	280 x 175 x 160	8	BD35F	R134a	SEC
Air-cooled	U100X033L17161AA	100	33	"L" 250 + 110 x 350	280 x 175 x 160	8	BD35F	R134a	ITC
Air-cooled	U125X041L17161AA	125	41	"L" 400 + 170 x 210	280 x 175 x 160	9	BD35F	R134a	ITC
Air-cooled	U125X041L17151AA	125	41	"L" 400 + 170 x 210	280 x 175 x 160	9	BD35F	R134a	SEC
Air-cooled	U125X041R17161AA	125	41	"O" 240 x 210 x 85	280 x 160 x 175	8	BD35F	R134a	ITC
Air-cooled	U125X041R17151AA	125	41	"O" 240 x 210 x 85	280 x 160 x 175	8	BD35F	R134a	SEC
Air-cooled	U150X050P17161AA	150	50	"Flat" 386 x 361	280 x 160 x 175	9	BD35F	R134a	ITC
Air-cooled	U150X050R17161AA	150	50	"O" 320 x 100 x 230	280 x 160 x 175	9	BD50F	R134a	ITC
Water-cooled Magnum	U200X066R12411AA	200	66	"O" 380 x 140 x 270	420 x 200 x 240	12	BD50F	R134a	Dual
Air-cooled	U200X066P12111AA	200	66	"Flat" 1200 x 190	330 x 175 x 160	9	BD50F	R134a	Dual
Air-cooled	U260X086P12111AA	260	86	"Flat" 1000 x 270	330 x 175 x 160	9	BD50F	R134a	Dual
Water-cooled Magnum	U260X086P12411AA	260	86	"Flat" 1000 x 270	420 x 200 x 240	11	BD50F	R134a	Dual
Air-cooled	U400X133P12111AA	400	133	"Flat" 1370 x 300	330 x 175 x 160	9	BD50F	R134a	Dual
Water-cooled Magnum	U400X133P12411AA	400	133	"Flat" 1370 x 300	420 x 200 x 240	12	BD50F	R134a	Dual
Air-cooled	U170X056P12111AA	170	56	"Flat" 815 x 210	330 x 175 x 160	9	BD50F	R134a	Dual
Air-cooled	U170X056P17161AA	170	56	"Flat" 815 x 210	330 x 175 x 160	9	BD50F	R134a	ITC
Air-cooled	U100X035A17161AA	100	35	"HP" 2L 310X70X210	330 x 175 x 160	13	BD35F	R134a	ITC+
Air-cooled	U150X050A17161AA	150	50	"HP" 3L 365X70X265V	330 x 175 x 160	14	BD50F	R134a	ITC+

FUNCTION	ITEM CODE	MAX VOLUME (l)		DIMENSIONS EVAPORATOR (mm)	DIMENSIONS COMPRESSOR W x H x D (mm)	WEIGHT (kg)	COMPRESSOR TYPE	GAS REFRIGERANT	CONTROL
Fridge/Freezer		Fridge	Freezer						
Air-cooled	U200X065A17161AA	200	65	"HP" 6L 365X85X265	330 x 175 x 160	15	BD50F	ITC+	ITC
Water-cooled Ma- gnum	U150X050A17461AA	150	50	"HP" 3L 365X70X265	420 x 200 x 240	15	BD50F	ITC+	SEC
Air-cooled	U100X035A17361AA	100	35	"HP" 2L 310X70X210	220 x 175 x 160	14	BD35F	ITC+	ITC
Air-cooled	U150X050A17361AA	150	50	"HP" 3L 365X70X265	220 x 175 x 160	15	BD50F	ITC+	SEC

PRODUCT DATA TABLE:

	ITEM CODE	DESCRIPTION
	SEH00017HA	Power Pack 100/240V 50/60Hz - EU plug
	SEH00018HA	Power Pack 100/240V 50/60Hz - USA plug
	SEH00019HA	Power Pack 100/240V 50/60Hz - AU plug
	SEH00020HA	Power Pack 100/240V 50/60Hz - UK plug
	SED00035GA	Power Pack for BD80 230V 50/60Hz - EU plug
	SED00035PA	Power Pack for BD80 115V 50/60Hz - USA plug
	SEC00004DA	Internal light kit 12 – 24 V
	SBE00004AA	Air hose adapter kit Ø 106 mm (l = 1.500 mm)
	SGE00012AA	"Click-on" bracket for an easy compressor' installation
	SEA00048DB	High speed Thermostat kit for freezers
	SBD00031XA	Extension tube with couplings (l = 1 m)
	SBD00154XA	Extension tube with couplings (l = 2 m)
	SBD00155XA	Extension tube with couplings (l = 3 m)
	SBE00006AA	Zinc anode for sea water-cooled SP units
	SBE00008AA	Zinc anode, 3/ 8", for sea water-cooled Magnum units
	SGC00005AA	Evaporator door O-SMALL
	SGC00004AA	Evaporator door O-MEDIUM
	SGC00003AA	Evaporator door O-BIG
	SFD00008AA	Skin fitting valve kit for SP units
	SBE00071CA	Air circulation fan
	SGC00152AA	Foldable bottle rack
	SGC00006AA	Ice cube kit for holding plate



# HEATERS

## HEATING MADE SIMPLE, COMFORT MADE SURE.

At Isotherm, we know that being comfortable on your boat means staying warm when you need it. Our heaters include water heaters for hot water and air heaters to warm your cabin. Both are designed to work well in marine conditions. Easy to install and reliable, they help you enjoy your time on board no matter the weather.

## Reliable hot water supply, anytime, anywhere

Isotherm water heaters are built specifically for yachts and boats, using only high-quality components to guarantee top performance. Robust and well insulated, they keep warm water available whenever you need it, in any condition.

## Warm air, clear views, safe sailing

Isotherm air heater features powerful radial fans and three adjustable power settings. It efficiently transfers excess engine heat to defrost windows and warm your cabin, ensuring comfort and safety on board.

## Water Heaters: Inox, Slim and Square Range

Isotherm water heaters are specifically designed to be used on yachts and boats. The best product performance is guaranteed thanks to the use of high-quality components. Isotherm premium water heaters come with brushed stainless-steel casing and an innovative internal engineering. The highest performance is achieved by the optimized position of the engine water heat exchanger and the immersion heater. These components are positioned in the bottom of the tank where the water is at the lowest temperature in order to ensure an equal heating of the water in the tank. The water in and outlets are especially designed to minimize the mixture of cold and hot water.

### Isotherm Inox, Slim and Square Features

- Robust design, external case in stainless steel
- Water tank in stainless steel
- 5 years warranty on water tank
- Extra thick insulation for high performance
- Extra-long, corrugated coils for high heat exchange efficiency
- External casing in stainless steel
- Stable fixing feet in stainless steel
- 360 ° adjustable mounting for easy installation also on bulkhead
- Electrical plug and play immersion heating element, especially engineered to heat also the water at the bottom of the tank
- Simple winter drain included in the safety valve
- Available also without thermostat mixing valve
- 750 W immersion heating element as standard



**Heating element with sacrificial anode (available as optional on all models except Square).**



PRODUCT DATA TABLE:

SLIM	TYPE	GROSS VOLUME (l)	DIMENSION* (L x Ø D) (mm)	WEIGHT (kg)	RATED PRESSURE (bar)	HEATING ELEMENT (V)	NOMINAL POWER (W)
601531S000003	Slim 15	15	520 x 295	9.0	7.0	230	750 std
						115	750 std
602031S000003	Slim 20	20	645 x 295	10.5	7.0	230	750 std or 1200
						115	750 std or 1200
602531S000003	Slim 25	25	765 x 295	12.0	7.0	230	750 std or 1200 or 2000
						115	750 std or 1200
INOX							
602431B000003	Inox 24	24	470 x 395	12.5	7.0	230	750 std
						115	750 std
603031B000003	Inox 30	30	535 x 395	13.5	7.0	230	750 std
						115	750 std
604031B000003	Inox 40	40	640 x 395	15.5	7.0	230	750 std or 1200
						115	750 std or 1200
605031B000003	Inox 50	50	760 x 395	17	7.0	230	750 std or 1200 or 2000
						115	750 std or 1200
607531B000003	Inox 75	75	1050 x 395	24.5	7.0	230	750 std or 1200 or 2000
						115	750 std or 1200
SQUARE			DIMENSION (W x H x D) (mm)				
601631QX00003	Square 16	16	400 x 560 x 180	15.5	5.0	230	750 std
						115	750 std
DOUBLE COIL			DIMENSION (L x Ø D) (mm)				
602431BD00003	Inox 24	24	470 x 395	13.0	7.0	230	750 std
						115	750 std
604031BD00003	Inox 40	40	640 x 395	16.0	7.0	230	750 std or 1200
						115	750 std or 1200
607531BD00003	Inox 75	75	1050 x 395	25.0	7.0	230	750 std or 1200 or 2000
						115	750 std or 1200

\* Including thermostatic mixing valve.  
\*\* Immersion heater 115 V / 750 W and 115 V / 1200 W also available. Material: Tank, engine water coil and all connections AISI 316; Outside cover and mounting feet: AISI 304; Electric immersion heater: Copper; Insulation: Polyurethane; Water connections: 1/2" inside and outside NPT and BSP pipe thread. Changes of the specification may be done without prior notice.

WATER AND AIR HEATERS

Water Heaters: The Spa Range

The Isotherm Spa boilers are available in five different sizes ranging from 15 to 60 liters capacity. A stainless steel inner tank, a robust polypropylene casing and a 6 bar safety valve are the main features which guarantee the high marine quality standards.

Heating element with sacrificial anode (available as optional).



- High Marine quality standards and optimized cost/quality ratio!
- 7 different sizes from 15 to 60 liters capacity
- AISI 316 inner tank
- 6 bar safety valve
- 5 years warranty on water tank
- Optional mixing valve
- Extra thick insulation for long-lasting heating performance
- Outer casing in high quality polypropylene
- Customizable with valves, voltage and nominal power of the heating element
- Water connections: ½



PRODUCT DATA TABLE:

ITEM CODE	TYPE	GROSS VOLUME (l)	DIMENSIONS (Ø x L) (mm)	DIMENSIONS INCL. MIX VALVE (Ø x L) (mm)	WEIGHT (kg)	RATED PRESSURE (bar)	HEATING ELEMENT (V)	NOMINAL POWER (W)
6P1531SPA0003	Spa 15	15	310 x 450±5	310 x 475	7.5	6	230	750 std
							115	750 std
6P2031SPA0003	Spa 20	20	310 x 550±5	310 x 575	9	6	230	750 std
							115	750 std
6P2531SPA0003	Spa 25	25	310 x 650±5	310 x 675	10	6	230	750 std or 1200
							115	750 std or 1200
6P3031SPA0003	Spa 30	30	390 x 535±5	390 x 560	12	6	230	750 std
							115	750 std
6P4031SPA0003	Spa 40	40	390 x 640±5	390 x 665	14	6	230	750 std or 1200
							115	750 std or 1200
6P5031SPA0003	Spa 50	50	392 x 745±5	390 x 770	15.5	6	230	750 std or 1200 or 2000
							115	750 std or 1200
6P6031SPA0003	Spa 60	60	392 x 850±5	390 x 875	17.6	6	230	750 std or 1200 or 2000
							115	750 std or 1200

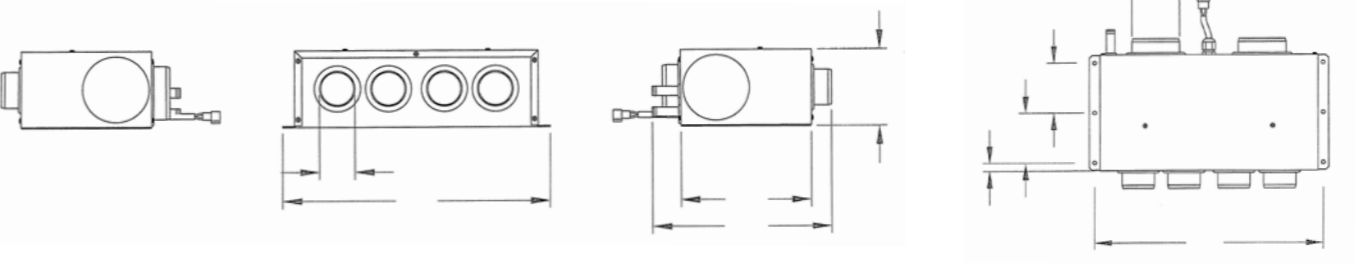
ITEM CODE DESCRIPTIONS:

TYPE	ITEM CODE	DESCRIPTION
SLIM		
Slim 15	601531S000003	WATER HEATER SLIM 15L 230V/750W - MIXING VALVE
Slim 20	602031S000003	WATER HEATER SLIM 20L 230V/750W - MIXING VALVE
Slim 25	602531S000003	WATER HEATER SLIM 25L 230V/750W - MIXING VALVE
INOX		
Inox 24	602431B000003	WATER HEATER INOX 24L 230V/750W - MIXING VALVE
Inox 30	603031B000003	WATER HEATER INOX 30L 230V/750W - MIXING VALVE
Inox 40	604031B000003	WATER HEATER INOX 40L 230V/750W - MIXING VALVE
Inox 50	605031B000003	WATER HEATER INOX 50L 230V/750W - MIXING VALVE
Inox 75	607531B000003	WATER HEATER INOX 75L 230V/750W - MIXING VALVE
SQUARE		
Square 16	601631QX00003	WATER HEATER SQUARE 16L 230V/750W - MIXING VALVE
DOUBLE COIL		
Inox 24	602431BD00003	WATER HEATER INOX 24L DOUBLE COIL 230V/750W - MIXING VALVE
Inox 40	604031BD00003	WATER HEATER INOX 40L DOUBLE COIL 230V/750W - MIXING VALVE
Inox 75	607531BD00003	WATER HEATER INOX 75L DOUBLE COIL 230V/750W - MIXING VALVE
SPA		
Spa 15	6P1531SPA0003	WATER HEATER SPA 15L SPA 230V/750W - MIXING VALVE
Spa 20	6P2031SPA0003	WATER HEATER SPA 20L SPA 230V/750W - MIXING VALVE
Spa 25	6P2531SPA0003	WATER HEATER SPA 25L SPA 230V/750W - MIXING VALVE
Spa 30	6P3031SPA0003	WATER HEATER SPA 30L SPA 230V/750W - MIXING VALVE
Spa 40	6P4031SPA0003	WATER HEATER SPA 40L SPA 230V/750W - MIXING VALVE
Spa 50	6P5031SPA0003	WATER HEATER SPA 50L SPA 230V/750W - MIXING VALVE
Spa 60	6P6031SPA0003	WATER HEATER SPA 60L 230V/750W - MIXING VALVE

Air Heat Exchangers

The Air Heat Exchanger transfers the surplus heat coming from the engine using it to de-frost as well as to heat the cabin. It has a radial fan with three power steps. It is equipped with four 60 mm hose brackets for the warm air distribution.

- Four outlets with Ø 60 mm
- The air intake can be canalized with hose adapters
- Fan speed regulation
- 12 or 24 V versions available
- Casing in stainless steel
- High heat output of 10 kW
- High temperature resistant components



ITEM CODE	DESCRIPTION
6D03A1DH00000	ISOTHERM AIR HEATER 10kW 12V
6D04B1DH00000	ISOTHERM AIR HEATER 10kW 24V

PRODUCT DATA TABLE:

ITEM CODE	HEAT OUTPUT (kW)	DIMENSIONS W x H x D (mm)	VOLT (V)	WATER PRESSURE (bar)	WATER HOSE CONNECTION (mm - )	WEIGHT (kg)	POWER CONSUMPTION (W)			AIR-FLOW (m³/h)
							Low	Medium	High	
6D03A1DH00000	10	450 x 135 x 300	12	2.5	16 - 5/8	5.5	45	54	84	Up to 500
6D04B1DH00000	10	450 x 135 x 300	24	2.5	16 - 5/8	5.5	45	54	84	Up to 500

# SAFES

## ON BOARD SAFES

Boat owners using sophisticated and expensive, most technical equipment, create an increasing demand for security on board.

On board safes ensure on board security. The Isotherm safes are made of painted steel and available in two sizes. The larger model (Safe 30) is big enough to hold a laptop computer. The smaller model (Safe 10) is sufficiently large to carry smaller size devices.

## Safe 10

- Steel painted with highly resistant grey coating
- Control panel integrated flush with the door
- Three independent locking systems  
(code number, mechanical, electronic key)
- Robust design
- Plenty of space inside



ITEM CODE	TYPE	DIMENSIONS W x H x D (mm)	WEIGHT (kg)
7F10000A00000	SAFE 10 SAFE SECURITY BOX SMALL PAINTED, FLUSH DOOR	300 x 170 x 231	5.85

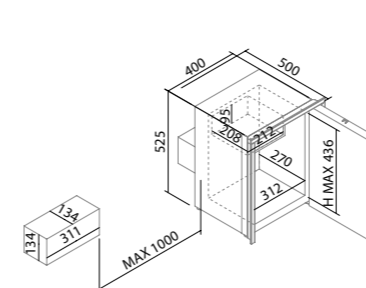
## Safe 30

- Steel painted with highly resistant grey coating
- Control panel integrated flush with the door
- Three independent locking systems  
(code number, mechanical, electronic key)
- Robust design
- Plenty of space inside

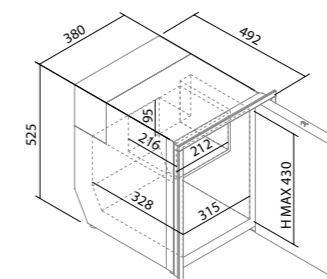


ITEM CODE	TYPE	DIMENSIONS W x H x D (mm)	WEIGHT (kg)
7F30000A00000	SAFE 30 SAFE SECURITY BOX BIG PAINTED, FLUSH DOOR	431 x 221 x 350	12.3

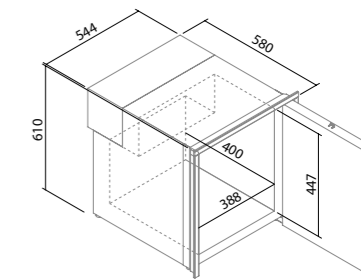
# TECHNICAL DRAWINGS FOR BUILT-IN INSTALLATION



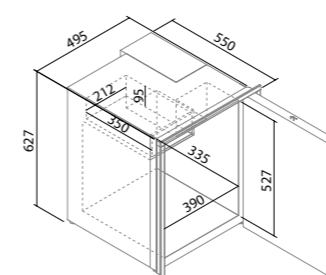
CR42 INOX CT



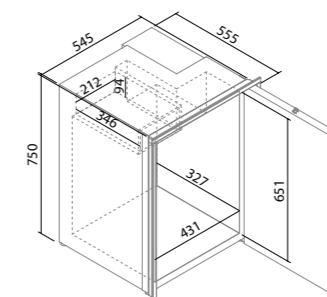
CR49 INOX CT



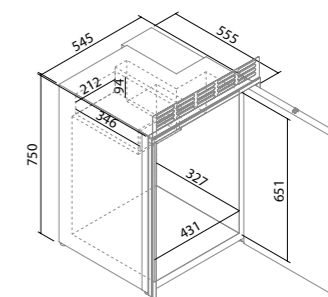
CR65 INOX CT



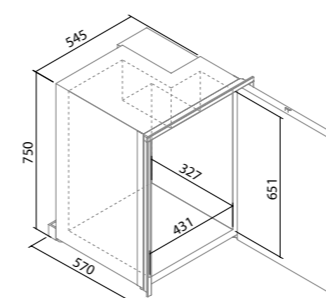
CR85 INOX CT



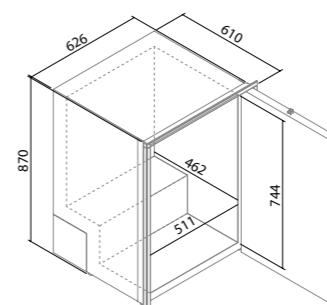
CR130 INOX CT



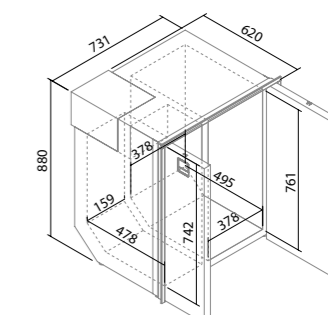
CR130 INOX CT SPECIALE



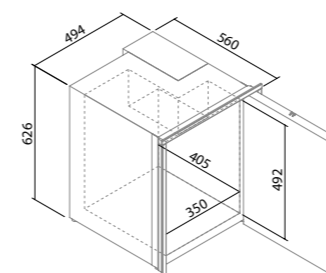
CR130 DRINK INOX CT



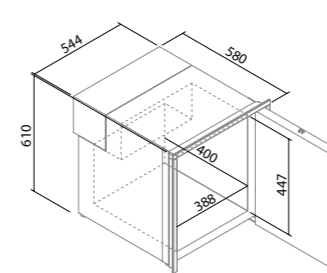
CR160 DRINK INOX CT



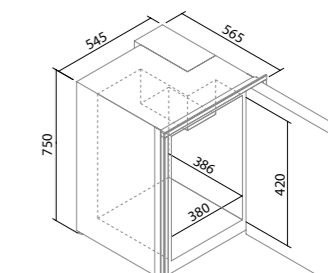
CR200 INOX CT



CR63 INOX CT (freezer)

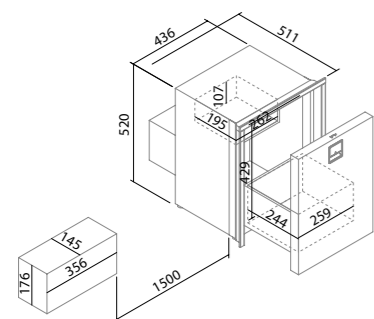


CR65 INOX CT (freezer)

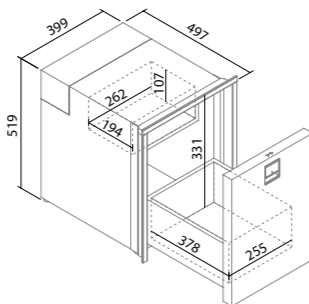


CR90 INOX CT (freezer)

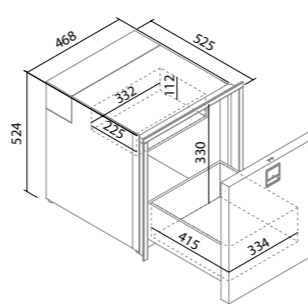
This section provides the technical drawings for the built-in installation of our marine refrigerators. You will find cut-out and mounting dimensions, recommended tolerances, and required ventilation specifications. The drawings are intended as a support for mechanical installation: we recommend verifying the actual space on board before cutting the cabinetry, taking into account the indicated tolerances. Unless otherwise specified, all dimensions are in millimetres.



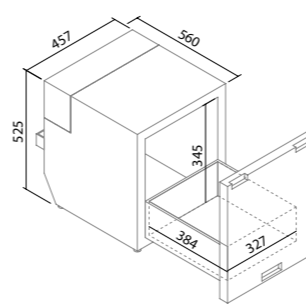
DR42 INOX CT



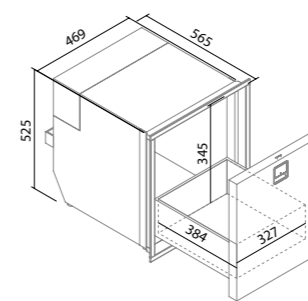
DR49 INOX CT



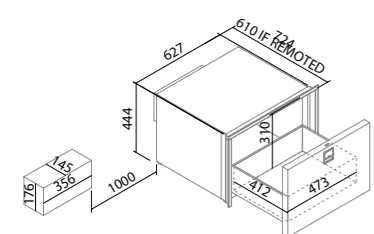
DR65 INOX CT



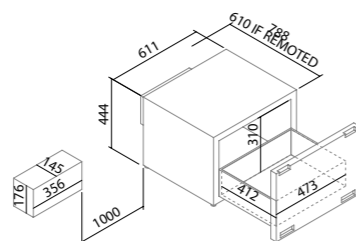
DR65 FROST FREE INOX CT CUSTOM



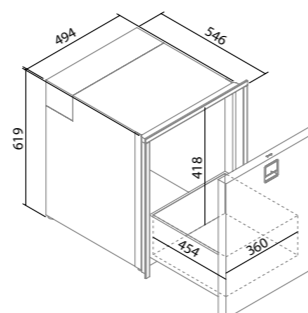
DR65 FROST FREE DRINK INOX CT



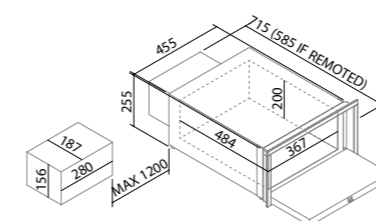
DR70 INOX CT



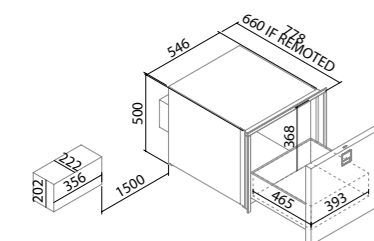
DR70 INOX CT CUSTOM



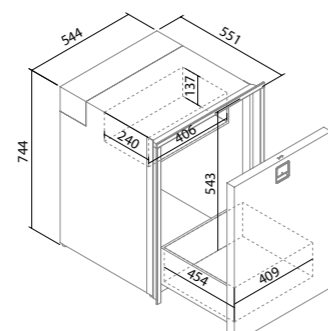
DR85 INOX CT



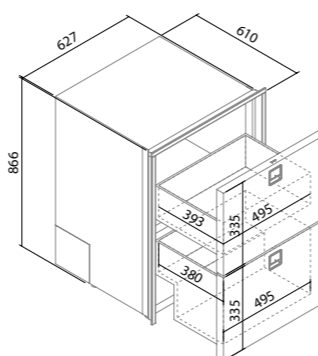
CR36 INOX



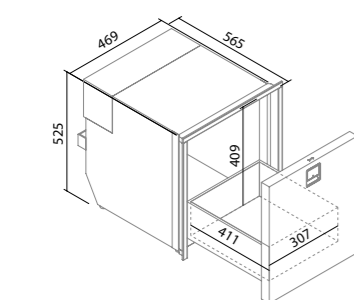
DR100 INOX CT



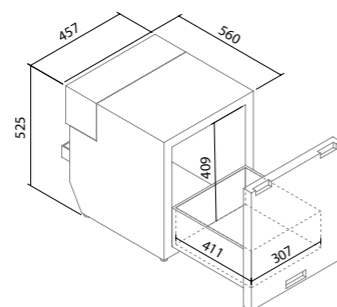
DR130 INOX CT



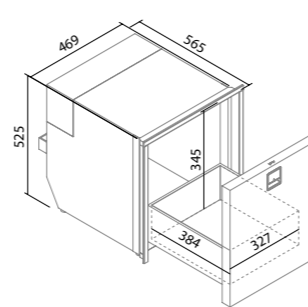
DR160 INOX CT



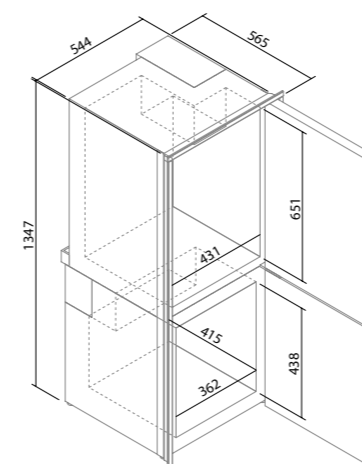
DR55 FROST FREE INOX CT (freezer)



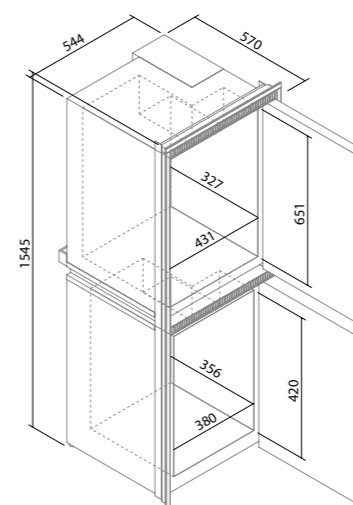
DR55 FROST FREE INOX CT CUSTOM (freezer)



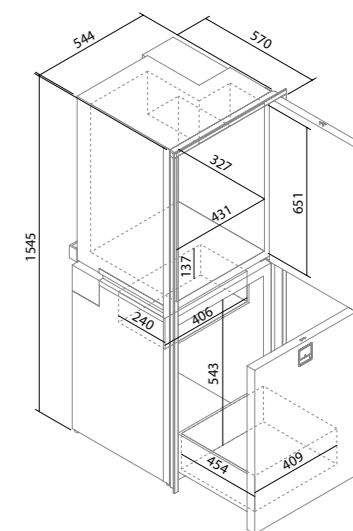
DR65 FROST FREE INOX CT



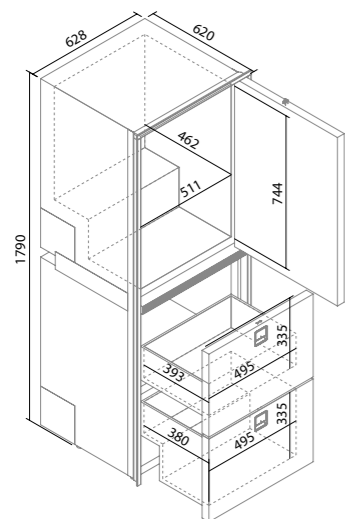
CR195 COMBI INOX CT



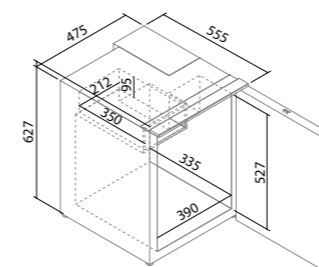
CR220 COMBI INOX CT



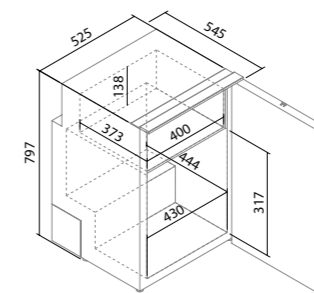
CR260 COMBI INOX CT



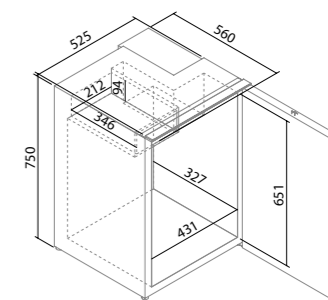
OR320 INOX OT



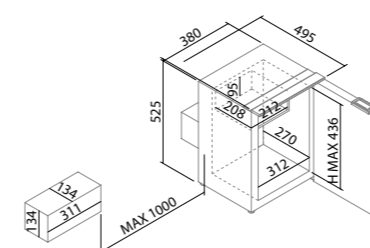
CR85 EL



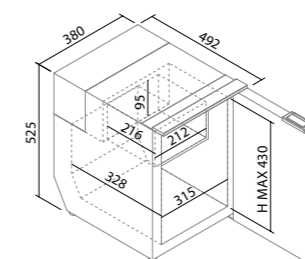
CR115 EL



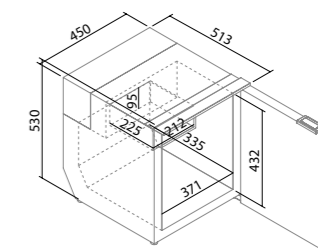
CR130 EL



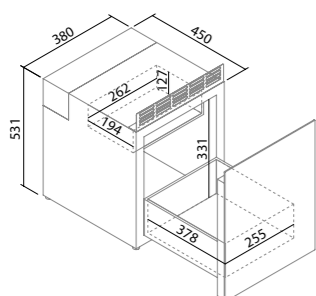
CR42 TB



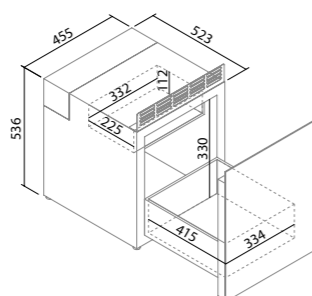
CR49 TB



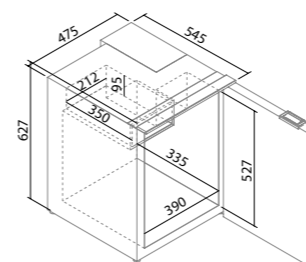
CR65 TB



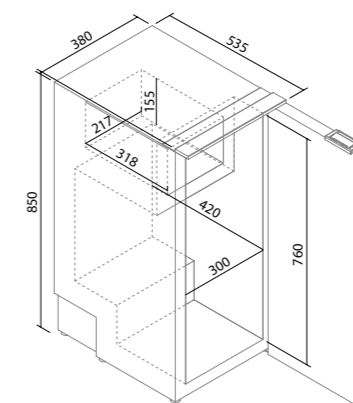
DR49 GLASS BLACK



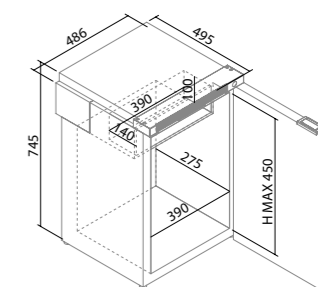
DR65 GLASS BLACK



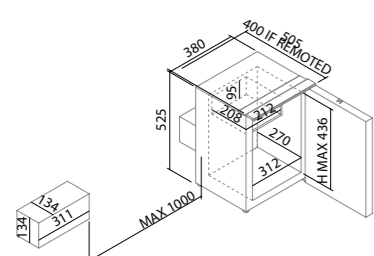
CR85 TB



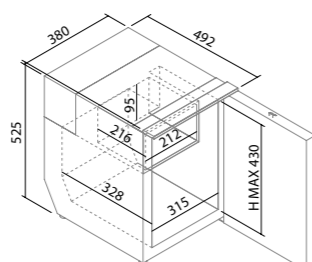
CR86 TB



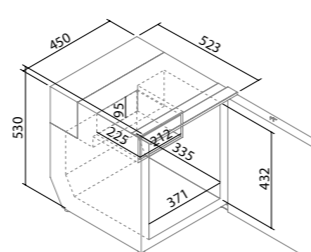
CR100 TB



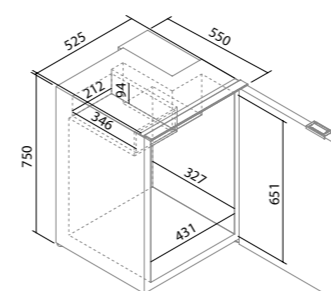
CR42 EL



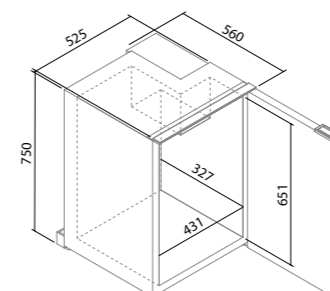
CR49 EL



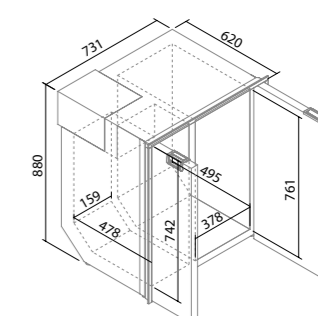
CR65 EL



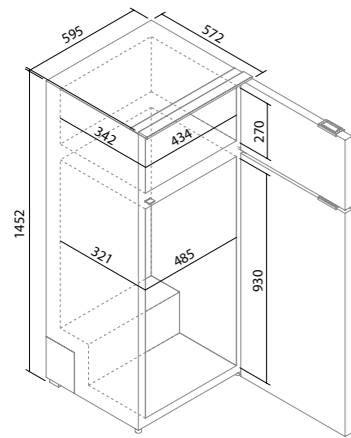
CR130 TB



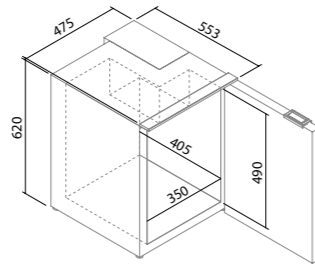
CR130 DRINK TB



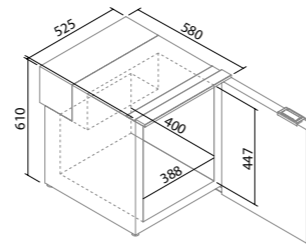
CR200 DRINK TB



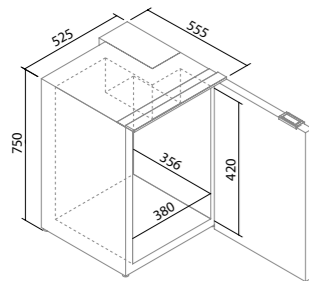
CR226 TB



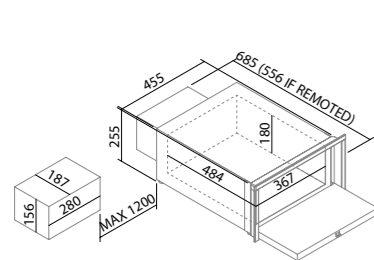
CR63 TB (freezer)



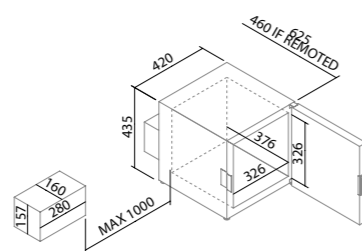
CR65 TB (freezer)



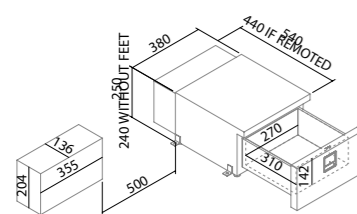
CR90 TB (freezer)



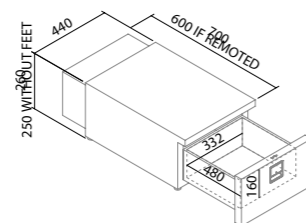
CR36 WHITE



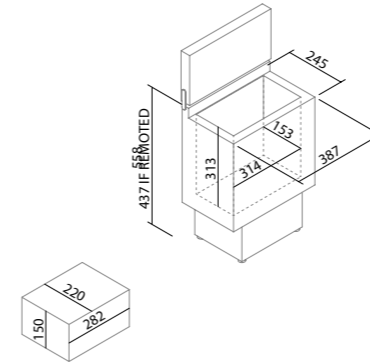
CR40 CUBIC WHITE



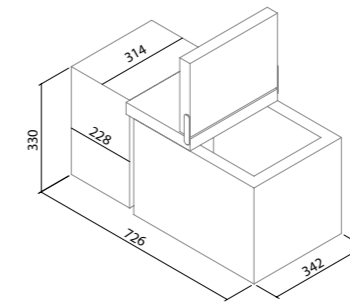
DR16 MINI



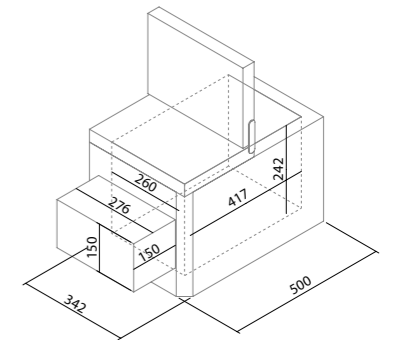
DR30 MINI



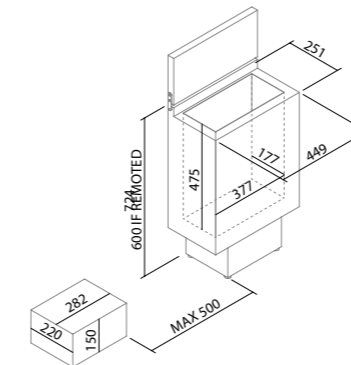
BI16



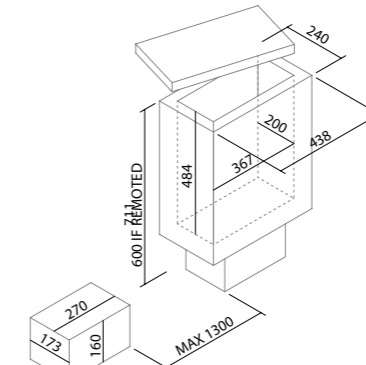
BI29 DUAL CLASSIC WHITE



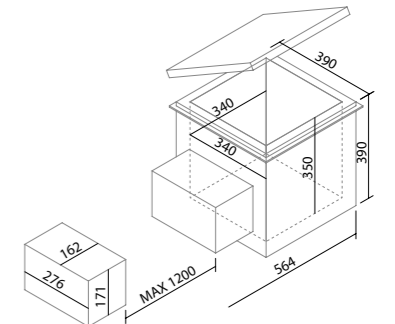
BI29 DUAL



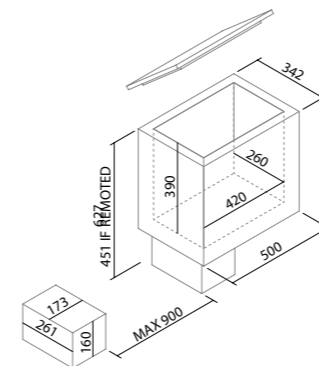
BI30



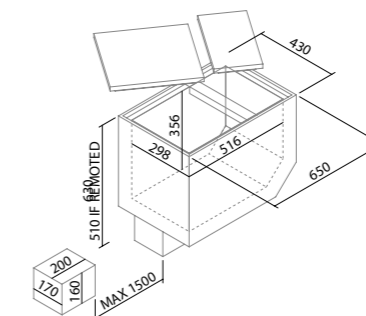
BI36



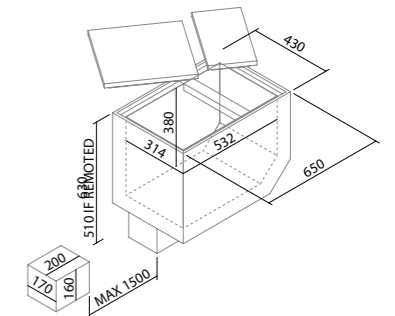
BI40



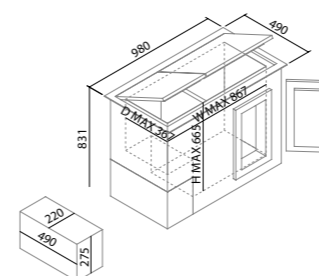
BI41 DUAL



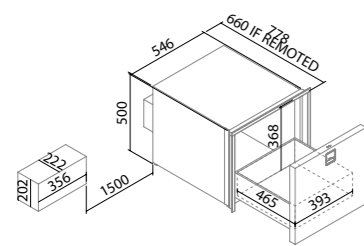
BI53 (freezer)



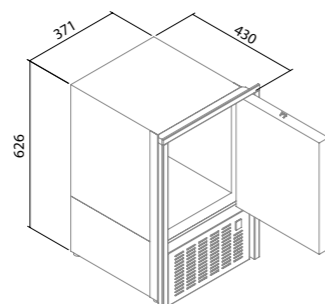
BI75



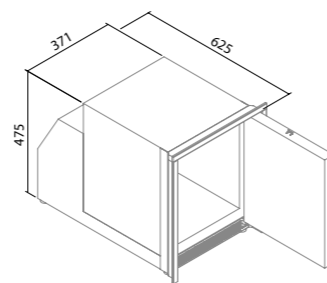
BI72 DUAL



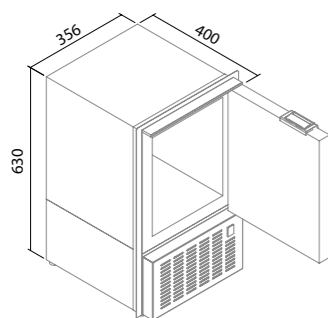
ICE-WHITE HYBRID AC/DC WATER TANK  
INOX CT



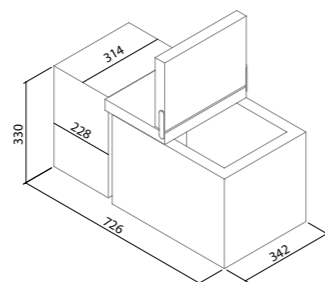
ICE-WHITE AC/DC INOX CT



ICE-WHITE AC LOW PROFILE INOX CT



ICE-WHITE AC WHITE DOOR



ICE-WHITE AC BI29 WHITE DOOR



# Installation examples



CR130 Drink Inox Clean Touch



CR200 Inox Clean Touch



CR130 Inox Clean Touch Speciale



Cooling Units



BI29 Dual



BI16



DR65 Custom Panel



Divino 23



Divino The One



CR36 Inox



Spacial Design



DR30 Black



DR42 Inox Clean Touch



Divino 23 & ICE-WHITE AC White Door



DR30 Silver



Cooling Units



DR30 Black



## From Italy across the seas Cruising with you.

Indel Marine, based in Novafeltria, Italy, is a company fully owned by the Indel B Group, a global leader in refrigeration technology with over 50 years of experience across the automotive, hospitality, RV, domestic appliances and marine sectors.

Created to meet the unique needs of the marine industry, Indel Marine represents the evolution of a vision centered on innovation, performance, and onboard comfort.

We provide high quality solutions enhancing comfort in galley equipment for marine applications and excellent customer service in all key boating areas. Our global dealer support network ensures local expertise for all our customers.

**INDEL MARINE S.R.L.**  
47863 Novafeltria (RN) Italy  
Telephone: + 39 0541 848030

Email: [info.marine@indelb.com](mailto:info.marine@indelb.com)  
[indelmarine.com](http://indelmarine.com)



**INDEL MARINE S.R.L.**

Via Montefeltro 118, 47863 Novafeltria (RN) – Italy  
Tel. +39 0541 848030 – [info@indelmarine.com](mailto:info@indelmarine.com)

[indelmarine.com](http://indelmarine.com)